



**THOR**

24 COLLECTION

TOM VIALLE





# MX-24

Prime Racewear	04
Pulse Racewear	12
Pulse Air Racewear	20
Sector Racewear	22
Gloves	30
Terrain Off-Road Gear	38
Sector Helmets	44
Goggles	48
Guards	56
Base Layer	60
Boots	64
Women's Gear	70
Youth Gear	78
Bags	90
Casuals	98
Hallman Collection	118
Spare Parts	133
Size Charts	134
MTB	136
MTB Size Charts	152

**THOR**<sup>®</sup>  
BUILT FOR THIS.



**“THE BEST  
FITTING PANT  
IN MOTOCROSS.”**

- COOPER WEBB

A handwritten signature in black ink, appearing to read 'C Webb'.



## **RACE SPEC**

S I Z I N G

When competing at the professional level, fine tuning can mean a game of millimeters. For THOR's elite racers, the ideal baseline starts with our Prime collection. For 2024, we are proud to present our new Race Spec waistline sizing, featuring both odd and even sizes for a precise fit. Prime Race Spec sizing, now available for all riders around the globe.

# **THOR®**

MX-24

# PRIME

Prime racewear has served at the forefront of Motocross and Supercross around the globe since 2014 and shows no signs of slowing down. After thousands of test hours and feedback from our elite athletes, we have elevated the construction and flexibility of the Prime Collection.

## Jersey Features:

- Hybrid fit with set-in style tailored sleeves
- Polyester/spandex sleeves feature 4-way stretch and laser perforation enhanced airflow
- Taped collar and cuffs
- Minimal seams for maximum comfort
- Laser cut holes for ventilation
- Moisture wicking material keeps you dry
- Tail silicone print helps keep jersey tucked in
- Flat-stitched seams minimize irritation

## Pant Features:

- Nylon In-Motion fabric main construction provides mobility and durability
- Precise-fit ratchet closure system at waist
- Laser cut holes for ventilation
- Strategically placed vented mesh panels
- Premium grade full grain leather inner knee panels
- Athletic mesh liner with spandex stretch panel
- Ultra-lightweight pre-curved chassis design
- Side cinch system for precision waist adjustment

**RACE SPEC**

S I Z I N G



## Left to right:

**Prime Analog** Red/White

**Prime Ace** Midnight/Gray

**Prime Analog** Black/White



# PRIME ACE

Men's sizes S-3XL.  
Pant sizes: 28-40.



**CHARCOAL/BLACK JERSEY**

SIZE	S	M	L	XL	2XL	3XL
2910-	7659	7660	7661	7662	7663	7664



**MIDNIGHT/GRAY JERSEY**

SIZE	S	M	L	XL	2XL	3XL
2910-	7665	7666	7667	7668	7669	7670



**CHARCOAL/BLACK PANT**

SIZE	28	29	30	31	32
2901-	11049	11050	11051	11052	11053
SIZE	33	34	36	38	40
2901-	11054	11055	11056	11057	11058



**MIDNIGHT/GRAY PANT**

SIZE	28	29	30	31	32
2901-	11059	11060	11061	11062	11063
SIZE	33	34	36	38	40
2901-	11064	11065	11066	11067	11068



# PRIME ACE

Men's sizes S-3XL.  
Pant sizes: 28-40.



## NAVY/BLUE JERSEY

SIZE	S	M	L	XL	2XL	3XL
2910-	7671	7672	7673	7674	7675	7676



## NAVY/BLUE PANT

SIZE	28	29	30	31	32
2901-	11069	11070	11071	11072	11073
SIZE	33	34	36	38	40
2901-	11074	11075	11076	11077	11078



# PRIME ANALOG

Jersey sizes: S-3XL.  
Pant sizes: 28-40.



**LEMON/RED JERSEY**

SIZE	S	M	L	XL	2XL	3XL
2910-	7677	7678	7679	7680	7681	7682



**CHARCOAL/ORANGE JERSEY**

SIZE	S	M	L	XL	2XL	3XL
2910-	7689	7690	7691	7692	7693	7694



**LEMON/RED PANT**

SIZE	28	29	30	31	32
2901-	11079	11080	11081	11082	11083
SIZE	33	34	36	38	40
2901-	11084	11085	11086	11087	11088



**CHARCOAL/ORANGE PANT**

SIZE	28	29	30	31	32
2901-	11099	11100	11101	11102	11103
SIZE	33	34	36	38	40
2901-	11104	11105	11106	11107	11108





# PRIME ANALOG

Jersey sizes: S-3XL.  
Pant sizes: 28-40.



## BLACK/WHITE JERSEY

SIZE	S	M	L	XL	2XL	3XL
2910-	7683	7684	7685	7686	7687	7688



## RED/WHITE JERSEY

SIZE	S	M	L	XL	2XL	3XL
2910-	7695	7696	7697	7698	7699	7700



## BLACK/WHITE PANT

SIZE	28	29	30	31	32
2901-	11089	11090	11091	11092	11093
SIZE	33	34	36	38	40
2901-	11094	11095	11096	11097	11098



## RED/WHITE PANT

SIZE	28	29	30	31	32
2901-	11109	11110	11111	11112	11113
SIZE	33	34	36	38	40
2901-	11114	11115	11116	11117	11118

MX-24

# PULSE

Workhorse reliability meets championship level performance. Pulse racewear defies convention with the perfect hybrid of durability, ventilation and flexibility. Utilizing our new In-Motion fabric, laser cut ventilation, and anatomical construction, Pulse racewear is purpose-built for your hardest motos.

## Jersey Features:

- Laser cut ventilation for optimized cooling
- Dimple mesh paneling
- Durable polyester main fabric
- 4-way stretch cuff and collar
- Performance fit
- Hybrid set-in sleeve
- Performance construction
- Moisture wicking materials

## Pant Features:

- Designed to offer the optimal balance between mobility and durability
- Constructed with 600D in high-wear zones
- Polyester In-Motion panels improve flexibility and durability throughout
- Durable nylon saddle construction
- Full grain leather knee panels for optimal grip and durability
- Durable stitching throughout
- Laser-cut ventilation
- Mesh lower leg panels
- Dual side-cinch system for precise waist adjustment
- Pre-curved chassis design assumes active riding position
- Athletic mesh comfort liner



## Left to right:

**Pulse Tactic** Red

**Pulse Combat** Army/Black

**Pulse Mono** Black/White



# PULSE TACTIC

Jersey sizes: S-3XL.

Pant sizes: 28-44.



## RED JERSEY

SIZE	S	M	L	XL	2XL	3XL
2910-	7079	7080	7081	7082	7083	7084

## MIDNIGHT JERSEY

SIZE	S	M	L	XL	2XL	3XL
2910-	7073	7074	7075	7076	7077	7078



## RED PANT

SIZE	28	30	32	34	36	38
2901-	10208	10209	10210	10211	10212	10213

SIZE	40	42	44
2901-	10214	10215	10216

## MIDNIGHT PANT

SIZE	28	30	32	34	36	38
2901-	10199	10200	10201	10202	10203	10204

SIZE	40	42	44
2901-	10205	10206	10207



## PULSE TACTIC

Jersey sizes: S-3XL.

Pant sizes: 28-44.



## PULSE BLACKOUT

Jersey sizes: S-3XL.

Pant sizes: 28-44.



### ACID JERSEY

SIZE	S	M	L	XL	2XL	3XL
2910-	7067	7068	7069	7070	7071	7072

### BLACKOUT JERSEY

SIZE	S	M	L	XL	2XL	3XL	4XL
2910-	6203	6204	6205	6206	6207	6208	6209



### ACID PANT

SIZE	28	30	32	34	36	38
2901-	10190	10191	10192	10193	10194	10195

SIZE	40	42	44
2901-	10196	10197	10198

### BLACKOUT PANT

PANT	28	30	32	34	36	38
2901-	8923	8924	8925	8926	8927	8928

PANT	40	42	44	46	48
2901-	8929	8930	8931	8932	8933

\*Pant features a button closure



# PULSE COMBAT

Jersey sizes: S-3XL.

Pant sizes: 28-44.



**ARMY/BLACK JERSEY**

SIZE	S	M	L	XL	2XL	3XL
2910-	7085	7086	7087	7088	7089	7090



**MIDNIGHT/VINTAGE WHITE JERSEY**

SIZE	S	M	L	XL	2XL	3XL
2910-	7091	7092	7093	7094	7095	7096



**ARMY/BLACK PANT**

SIZE	28	30	32	34	36	38
2901-	10244	10245	10246	10247	10248	10249

SIZE	40	42	44
2901-	10250	10251	10252



**MIDNIGHT/VINTAGE WHITE PANT**

SIZE	28	30	32	34	36	38
2901-	10253	10254	10255	10256	10257	10258

SIZE	40	42	44
2901-	10259	10260	10261

# PULSE MONO

Jersey sizes: S-3XL.

Pant sizes: 28-44.



## BLACK/WHITE JERSEY

SIZE	S	M	L	XL	2XL	3XL
2910-	7097	7098	7099	7100	7101	7102

## LIGHT GRAY/ORANGE JERSEY

SIZE	S	M	L	XL	2XL	3XL
2910-	7109	7110	7111	7112	7113	7114



## BLACK/WHITE PANT

SIZE	28	30	32	34	36	38
2901-	10217	10218	10219	10220	10221	10222

SIZE	40	42	44
2901-	10223	10224	10225

## LIGHT GRAY/ORANGE PANT

SIZE	28	30	32	34	36	38
2901-	10235	10236	10237	10238	10239	10240

SIZE	40	42	44
2901-	10241	10242	10243

# PULSE MONO

Jersey sizes: S-3XL.

Pant sizes: 28-44.



## DARK GRAY/YELLOW JERSEY

SIZE	S	M	L	XL	2XL	3XL
2910-	7103	7104	7105	7106	7107	7108



## DARK GRAY/YELLOW PANT

SIZE	28	30	32	34	36	38
2901-	10226	10227	10228	10229	10230	10231

SIZE	40	42	44
2901-	10232	10233	10234



MX-24

# PULSE AIR

Our Pulse Air gear has all the same features as our Pulse line with the added benefit of engineered mesh panels on the jersey and fully vented mesh panels on the pant for maximum air flow.

## Jersey Features:

- Polyester mesh main fabric allows for maximum airflow
- Dimple mesh paneling
- Durable polyester main fabric
- 4-way stretch cuff and collar
- Performance fit
- Hybrid set-in sleeve
- Performance construction
- Moisture wicking material

## Pant Features:

- Designed to offer the optimal balance between mobility and durability
- Constructed with power knit polyester mesh
- In-Motion panels improve flexibility and durability throughout
- Durable nylon saddle construction
- Full grain leather inner knee panels for optimal grip and durability
- Durable stitching throughout
- Mesh lower leg paneling
- Dual side cinch system for precise waist adjustment
- Ratchet adjustable fly closure
- Pre-curved chassis design assumes active riding position
- Athletic mesh comfort liner





# PULSE AIR CAMEO

Jersey sizes: S-3XL.

Pant sizes: 28-44.



## WHITE/BLACK JERSEY

SIZE	S	M	L	XL	2XL	3XL
2910-	7047	7048	7049	7050	7051	7052



## WHITE/BLACK PANT

SIZE	28	30	32	34	36	38
2901-	10181	10182	10183	10184	10185	10186
SIZE	40	42	44			
2901-	10187	10188	10189			

# SECTOR

It would be simple to categorize entry-level gear into the realm of sub-par materials and design aesthetic, but we believe all riders from champions to weekend warriors deserve style and function. The Sector Collection includes clean graphics, modern color options, and performance updates. From the jersey layout featuring hybrid set-in style sleeves and a drop tail to the contiguous stretch mesh panel of the pant, wrapping from yoke to inner knee, the Sector is rooted in performance and serious about value.

## Jersey Features:

- Hybrid style sleeves for optimal mobility
- Moisture wicking material keeps you dry
- No-fade sublimated graphics
- Heat transfer neck label
- Drop tail design helps keep jersey tucked in

## Pant Features:

- Integrated stretch panels enhance rider mobility
- Pre-curved shape for maximum comfort
- Durable stitching throughout
- Abrasion tolerant materials
- Ratchet closure
- Athletic mesh liner



## Left to right:

- Sector Digi Camo** Black/Camo
- Sector Checker** Charcoal/Orange
- Sector Minimal** Red





# SECTOR DIGI CAMO

Jersey sizes: S-4XL.

Pant sizes: 28-48.



## BLACK/CAMO JERSEY

SIZE	S	M	L	XL	2XL	3XL	4XL
2910-	7566	7567	7568	7569	7570	7571	7572

## FOREST GREEN/CAMO JERSEY

SIZE	S	M	L	XL	2XL	3XL	4XL
2910-	7573	7574	7575	7576	7577	7578	7579



## BLACK/CAMO PANT

SIZE	28	30	32	34	36	38
2901-	11027	11028	11029	11030	11031	11032

SIZE	40	42	44	46	48
2901-	11033	11034	11035	11036	11037

## FOREST GREEN/CAMO PANT

SIZE	28	30	32	34	36	38
2901-	11038	11039	11040	11041	11042	11043

SIZE	40	42	44	46	48
2901-	11044	11045	11046	11047	11048

# SECTOR CHECKER

Jersey sizes: S-4XL.

Pant sizes: 28-48.



## BLACK/GRAY JERSEY

SIZE	S	M	L	XL	2XL	3XL	4XL
2910-	7580	7581	7582	7583	7584	7585	7586

## CHARCOAL/ORANGE JERSEY

SIZE	S	M	L	XL	2XL	3XL	4XL
2910-	7587	7588	7589	7590	7591	7592	7593



## BLACK/GRAY PANT

SIZE	28	30	32	34	36	38
2901-	10983	10984	10985	10986	10987	10988

SIZE	40	42	44	46	48
2901-	10989	10990	10991	10992	10993

## CHARCOAL/ORANGE PANT

SIZE	28	30	32	34	36	38
2901-	10994	10995	10996	10997	10998	10999

SIZE	40	42	44	46	48
2901-	11000	11001	11002	11003	11004

# SECTOR CHECKER

Jersey sizes: S-4XL.

Pant sizes: 28-48.



## CHARCOAL/ACID JERSEY

SIZE	S	M	L	XL	2XL	3XL	4XL
2910-	7594	7595	7596	7597	7598	7599	7600

## NAVY/RED JERSEY

SIZE	S	M	L	XL	2XL	3XL	4XL
2910-	7603	7604	7605	7606	7607	7608	7609



## CHARCOAL/ACID PANT

SIZE	28	30	32	34	36	38
2901-	11005	11006	11007	11008	11009	11010

SIZE	40	42	44	46	48
2901-	11011	11012	11013	11014	11015

## NAVY/RED PANT

PANT	28	30	32	34	36	38
2901-	11016	11017	11018	11019	11020	11021

PANT	40	42	44	46	48
2901-	11022	11023	11024	11025	11026



# SECTOR MINIMAL

Jersey sizes: S-4XL.

Pant sizes: 28-48.



## RED JERSEY

JERSEY	S	M	L	XL	2XL	3XL	4XL
2910-	6431	6432	6433	6434	6435	6436	6437

## BLACK JERSEY

JERSEY	S	M	L	XL	2XL	3XL	4XL
2910-	6424	6425	6426	6427	6428	6429	6430



## RED PANT

PANT	28	30	32	34	36	38
2901-	9305	9306	9307	9308	9309	9310

PANT	40	42	44	46	48
2901-	9311	9312	9313	9314	9315

## BLACK PANT

PANT	28	30	32	34	36	38
2901-	9294	9295	9296	9297	9298	9299

PANT	40	42	44	46	48
2901-	9300	9301	9302	9303	9304

# SECTOR MINIMAL

Jersey sizes: S-4XL.

Pant sizes: 28-48.



## NAVY JERSEY

JERSEY	S	M	L	XL	2XL	3XL	4XL	
	2910	6438	6439	6440	6441	6442	6443	6444



## NAVY PANT

PANT	28	30	32	34	36	38	
	2901	9316	9317	9318	9319	9320	9321
PANT	40	42	44	46	48		
	2901	9322	9323	9324	9325	9326	









**“UNMATCHED  
GRIP, COMFORT  
AND FEEL.”**

*Aaron Plessinger*

**-AARON PLESSINGER**

Control on a motorcycle is a complex routine, but it all starts with the hands. No matter what your glove preference is - minimalist and flexible, to maximum coverage and padding, we've got you covered.

# AGILE GLOVES

Sizes: XS-2XL.

The Agile sets the standard for minimalist gloves. With a flexible chassis design, lightweight neoprene cuff, and single-layer perforated palm, the Agile gloves provide unobstructed comfort and precise feedback while riding.


## Features:

- Silicone treated fingertips for improved lever control
- Hook and loop wrist closure
- Perforated single layer palm
- Minimalist chassis design
- Athlete inspired fit and function
- Touch screen compatible palm and finger material

FEEL



COVERAGE



### ANALOG BLACK/WHITE

SIZE	XS	S	M	L	XL	2XL
3330-	7645	7646	7647	7648	7649	7650

### ANALOG CHARCOAL/ORANGE

SIZE	XS	S	M	L	XL	2XL
3330-	7663	7664	7665	7666	7667	7668

### ANALOG RED/WHITE

SIZE	XS	S	M	L	XL	2XL
3330-	7657	7658	7659	7660	7661	7662



### ANALOG LEMON/RED

SIZE	XS	S	M	L	XL	2XL
3330-	7651	7652	7653	7654	7655	7656

### SOLID BLACK/WHITE

SIZE	XS	S	M	L	XL	2XL
3330-	7669	7670	7671	7672	7673	7674

### SOLID BLUE/NAVY

SIZE	XS	S	M	L	XL	2XL
3330-	7681	7682	7683	7684	7685	7686

### SOLID MIDNIGHT/GRAY

SIZE	XS	S	M	L	XL	2XL
3330-	7675	7676	7677	7678	7679	7680

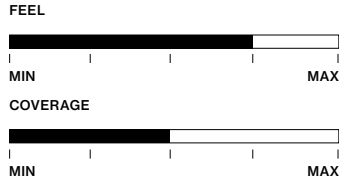
# DRAFT GLOVES

Sizes: XS-2XL.

The Draft glove maintains the minimalist feel, but features a more substantial chassis. A silicone print on the backhand improves the structure of the Draft glove, while the four-way stretch mesh enables flexibility and ventilation.

## Features:

- Molded bio-foam cuff for light weight, and secure fit
- Silicone backhand details for added structure
- Single-layer AX Suede® palm
- Hook and loop wrist closure system
- Easy entry, notched wrist opening
- Silicone treated fingertips for improved lever control
- Engineered mesh throughout backhand for ventilation
- Four-way stretch materials for optimum mobility



### RED/BLACK

SIZE	XS	S	M	L	XL	2XL
3330-	6788	6789	6790	6791	6792	6793



### BLUE/WHITE

SIZE	XS	S	M	L	XL	2XL
3330-	6794	6795	6796	6797	6798	6799

### GRAY/ACID

SIZE	XS	S	M	L	XL	2XL
3330-	6812	6813	6814	6815	6816	6817



### BLACK/CHARCOAL

SIZE	XS	S	M	L	XL	2XL
3330-	6800	6801	6802	6803	6804	6805



### BLACK/ORANGE

SIZE	XS	S	M	L	XL	2XL
3330-	6806	6807	6808	6809	6810	6811

# REBOUND GLOVES

Sizes: XS-2XL.

Control meets coverage with the Rebound glove. The chassis incorporates a four-way stretch Airprene backhand, along with an integrated D3O® layer for the perfect balance of mobility and coverage.

## Features:

- Incorporated D3O® knuckle
- Four-way stretch, breathable backhand material
- Perforated palm
- Hook and loop wrist closure system
- Mesh finger gussets for breathability
- Wrapped inner-thumb for durability
- Touch screen compatible palm and finger material

FEEL



COVERAGE



TOUCH SCREEN COMPATIBLE



## BLACK/WHITE

SIZE	XS	S	M	L	XL	2XL
3330-	6740	6741	6742	6743	6744	6745

## BLUE/WHITE

SIZE	XS	S	M	L	XL	2XL
3330-	6716	6717	6718	6719	6720	6721

## CAMO/BLACK

SIZE	XS	S	M	L	XL	2XL
3330-	6710	6711	6712	6713	6714	6715



## RED/WHITE

SIZE	XS	S	M	L	XL	2XL
3330-	6722	6723	6724	6725	6726	6727

## ACID/BLACK

SIZE	XS	S	M	L	XL	2XL
3330-	6734	6735	6736	6737	6738	6739

## FLO ORANGE/BLACK

SIZE	XS	S	M	L	XL	2XL
3330-	6728	6729	6730	6731	6732	6733

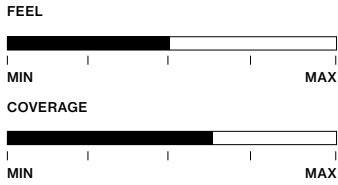
# SPECTRUM GLOVES

Sizes: XS-2XL (Black available in XS-5XL).

The Spectrum is the perfect do-it-all glove for wherever your ride takes you. Strategically placed TPR's and molded foam inserts are designed for optimal backhand coverage and the mesh back hand and perforated palm delivers premium air flow for cool, dry hands all moto long.

## Features:

- Molded bio-foam wrist and backhand provides optimal comfort
- Lightly padded palm provides a comfortable grip
- Mesh backhand and perforated palm keep hands cool throughout
- Hook and loop wrist closure system
- Wrapped thumb and gripping points for added durability
- Touch screen compatible palm and finger material
- Direct inject TPR elements on top hand and finger



### BLACK/ACID

SIZE	XS	S	M	L	XL	2XL
3330-	6849	6850	6851	6852	6853	6854

### GRAY/BLACK/MINT

SIZE	XS	S	M	L	XL	2XL
3330-	6825	6826	6827	6828	6829	6830

### BLUE/NAVY

SIZE	XS	S	M	L	XL	2XL
3330-	6831	6832	6833	6834	6835	6836



### RED/WHITE

SIZE	XS	S	M	L	XL	2XL
3330-	6837	6838	6839	6840	6841	6842



### ORANGE/BLACK

SIZE	XS	S	M	L	XL	2XL
3330-	6843	6844	6845	6846	6847	6848



### BLACK

SIZE	XS	S	M	L	XL	2XL	3XL	4XL	5XL
3330-	6818	6819	6820	6821	6822	6823	6824	7375	7376

# SPECTRUM COLD WEATHER GLOVES

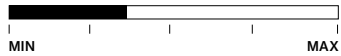
Sizes: XS-2XL.

The Spectrum Cold Weather glove is the go to glove for those chilly days on the track. A fleece-lined polyester backhand for insulation and warmth combined with a lightly padded palm provides warmth and comfort when the weather isn't exactly perfect.

## Features:

- Fleece-lined Polyester backhand for insulation and warmth
- Easy entry, notched wrist opening
- Hook and loop wrist closure system
- Wrapped thumb and gripping points for added durability
- Touch screen compatible palm and finger material

FEEL



COVERAGE



TOUCH SCREEN COMPATIBLE



## ORANGE/BLACK

SIZE	XS	S	M	L	XL	2XL
3330-	6746	6747	6748	6749	6750	6751

## BLACK/CHARCOAL

SIZE	XS	S	M	L	XL	2XL
3330-	6752	6753	6754	6755	6756	6757

## BLACK/ACID

SIZE	XS	S	M	L	XL	2XL
3330-	7243	7244	7245	7246	7247	7248



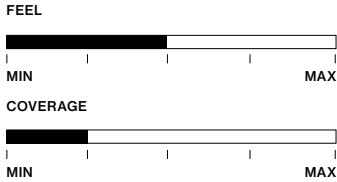
## RED/WHITE

SIZE	XS	S	M	L	XL	2XL
3330-	6758	6759	6760	6761	6762	6763

# SECTOR GLOVES

Sizes: XS-2XL.

The Sector glove is designed to provide all-day comfort and functionality. These lightweight gloves have unmatched flex and ventilation at an incredible price.



### Features:

- Fitted stretch backhand panel for lightweight comfort
- Notched wrist opening provides quick entry
- Hook and loop closure system
- Perforated palm keeps hands cool
- 4-way stretch finger gussets
- Silicone treated fingertips
- Wrapped thumb and gripping points



### ACID/BLACK

SIZE	XS	S	M	L	XL	2XL
3330-	5877	5878	5879	5880	5881	5882



### NAVY/WHITE

SIZE	XS	S	M	L	XL	2XL
3330-	7261	7262	7263	7264	7265	7266



### BLUE/BLACK

SIZE	XS	S	M	L	XL	2XL
3330-	5859	5860	5861	5862	5863	5864



### RED/WHITE

SIZE	XS	S	M	L	XL	2XL
3330-	7267	7268	7269	7270	7271	7272



### RED/BLACK

SIZE	XS	S	M	L	XL	2XL
3330-	5871	5872	5873	5874	5875	5876



### ORANGE/BLACK

SIZE	XS	S	M	L	XL	2XL
3330-	5865	5866	5867	5868	5869	5870



### GRAY/WHITE

SIZE	XS	S	M	L	XL	2XL
3330-	7273	7274	7275	7276	7277	7278



### BLACK/WHITE

SIZE	XS	S	M	L	XL	2XL
3330-	5853	5854	5855	5856	5857	5858



### BLACK/GRAY

SIZE	XS	S	M	L	XL	2XL
3330-	7249	7250	7251	7252	7253	7254



MX-24 TERRAIN GEAR

# TAKE ON THE ELEMENTS

Our Terrain Gear collection is as rugged as it is versatile. Each product is purpose built to take on the elements while providing performance and solid durability. Whether you're carving virgin single track, or taking to the open desert, our Terrain Gear is up to the task.



# TERRAIN JACKET

Jacket sizes: M-3XL.

## Features:

- Rip-stop, abrasion resistant paneling on sleeves and shoulders
- Three high-volume zippered pockets for trail essentials
- Strategically placed zippered intake and exhaust vents
- Dura-motion paneling provides flexibility without compromising durability
- Taped zippers, DWR coating and Hipora membrane for increased water resistance
- Zip-off sleeves with rear storage compartment
- Jacket packs easily into belt for storage while riding
- Reflective accents for increased visibility
- Moisture wicking athletic mesh liner
- Soft touch collar



### ARMY/CHARCOAL

SIZE	M	L	XL	2XL	3XL
2920-	0703	0704	0705	0706	0707



### BLACK/CHARCOAL

SIZE	M	L	XL	2XL	3XL
2920-	0698	0699	0700	0701	0702

# TERRAIN OTB PANTS

Sizes: 28-48.

## Features:

- Over-the-boot construction
- Rip-stop, abrasion resistant paneling in high-wear areas
- Durable stitching throughout
- Full grain leather panels located inside of knees for optimal grip and durability
- Two high-volume pockets with waterproof zippers
- Internal hip pocket
- Strategically placed intake vents with waterproof zippers
- Dura-motion paneling provides flexibility without compromising durability
- Double-lock front closure system
- Dual side cinches allow for precise waist adjustment
- Taped zippers, DWR coating and Hipora membrane for increased water resistance
- Mesh comfort liner
- YKK zippers



### BLACK/CHARCOAL

SIZE	28	30	32	34	36	38
2901-	10440	10441	10442	10443	10444	10445
SIZE	40	42	44	46	48	
2901-	10446	10447	10448	10449	10450	

### ARMY/CHARCOAL

SIZE	28	30	32	34	36	38
2901-	10451	10452	10453	10454	10455	10456
SIZE	40	42	44	46	48	
2901-	10457	10458	10459	10460	10461	

# TERRAIN ITB PANTS

Sizes: 28-48.

## Features:

- In-the-boot construction
- Rip-stop, abrasion resistant paneling in high-wear areas
- Durable stitching throughout
- Full grain leather panels located inside of knees for optimal grip and durability
- Two high-volume pockets with waterproof zippers
- Internal hip pocket
- Strategically placed intake vents with waterproof zippers
- Dura-motion paneling provides flexibility without compromising durability
- Double-lock front closure system
- Dual side cinches allow for precise waist adjustment
- Taped zippers, DWR coating and Hipora membrane for increased water resistance
- Mesh comfort liner
- YKK zippers



### BLACK/CHARCOAL

SIZE	28	30	32	34	36	38
2901-	10418	10419	10420	10421	10422	10423
SIZE	40	42	44	46		
2901-	10424	10425	10426	10427		

### ARMY/CHARCOAL

SIZE	28	30	32	34	36	38
2901-	10429	10430	10431	10432	10433	10434
SIZE	40	42	44	46	48	
2901-	10435	10436	10437	10438	10439	

# TERRAIN JERSEY

Jersey sizes: S-3XL.

## Features:

- Four-way stretch, abrasion resistant sleeves
- Vented side panels promote air flow
- Moisture wicking main body fabric
- Reflective graphics for increased visibility
- Performance raglan style sleeve
- Four-way stretch collar



### BLACK/CHARCOAL

SIZE	S	M	L	XL	2XL	3XL
2910-	7160	7161	7162	7163	7164	7165



### ARMY/CHARCOAL

SIZE	S	M	L	XL	2XL	3XL
2910-	7166	7167	7168	7169	7170	7171

# TERRAIN GLOVES

Sizes: XS-2XL.

## Features:

- TPR knuckles and layered backhand panels
- Touch screen compatible
- Mesh and Airprene construction for optimal airflow
- Notched wrist opening
- Stretch mesh flex joints on fingers
- Silicone treated finger tips
- Hook and loop wrist closure
- Touch screen compatible palm material



### BLACK/CHARCOAL

SIZE	XS	S	M	L	XL	2XL
3330-	7279	7280	7281	7282	7283	7284



### ARMY/CHARCOAL

SIZE	XS	S	M	L	XL	2XL
3330-	7285	7286	7287	7288	7289	7290

## PACK JACKET

Sizes: M-3XL.

### Features:

- Jacket packs easily into pouch with belt for storage while riding
- Rear exhaust vents allow hot air to escape
- Soft dimple mesh lined collar for comfort
- Front and rear storage pockets
- Waterproof membrane shell with taped seams and water resistant zippers
- Adjustable drawstring waist closure
- Elastic cuffs



### ARMY

SIZE	M	L	XL	2XL	3XL
2920-	0688	0689	0690	0691	0692



### BLACK

SIZE	M	L	XL	2XL	3XL
2920-	0693	0694	0695	0696	0697

## RAIN SUIT

Sizes: M-3XL.

### Features:

- Thermal welded seams
- Reflective THOR branding
- Zipper and button snap closures
- Elastic waistband
- Hood cinch
- Built-in hood visor
- Ventilation ports



### BLACK

SIZE	M	L	XL	2XL	3XL
2851-	0464	0465	0466	0467	0468

## EXCEL COAT

OSFM.

### Features:

- Raglan sleeves with underarm mesh panels
- Front cargo flap pockets
- Rear exhaust vents allow hot air to escape
- Zipper and button snap closures
- Drawstring hood
- One size fits most



### BLACK

SIZE	O/S
2854-	0257

## RAIN JACKET

Sizes: M-3XL.

### Features:

- Raglan sleeves with underarm mesh panels for ventilation
- Rear exhaust vents allow hot air to escape
- Elastic binding at collar, cuffs and waist
- Waterproof zipper



### BLACK

SIZE	M	L	XL	2XL	3XL
2854-	0327	0328	0329	0330	0331

## WARM-UP JACKET

Sizes: S-3XL.

### Features:

- Polyester In-Motion fabric construction
- Athletic mesh liner
- Zippered pockets
- Athletic fit
- Soft touch collar
- YKK zippers
- Waist cinch system with barrel lock



### BLACK/WHITE

SIZE	S	M	L	XL	2XL	3XL
2920-	0672	0673	0674	0675	0676	0677

## WARM-UP VEST

Sizes: S-3XL.

### Features:

- Polyester In-Motion fabric construction
- Athletic mesh liner
- Zippered pockets
- Athletic fit
- Soft touch collar
- YKK zippers
- Waist cinch system with barrel lock



### GRAY/BLACK

SIZE	S	M	L	XL	2XL	3XL
2830-	0595	0596	0597	0598	0599	0600



### NAVY/WHITE

SIZE	S	M	L	XL	2XL	3XL
2830-	0601	0602	0603	0604	0605	0606



### RED/BLACK

SIZE	S	M	L	XL	2XL	3XL
2830-	0589	0590	0591	0592	0593	0594



**MX-24 SECTOR 2 HELMET**

# ***HIGH END STYLE FOR LESS***

All new from the ground up, the Sector 2 helmet offers a fresh contemporary aesthetic, housing a robust package of features at an excellent price. Modern style meets affordable functionality, the Sector 2 has arrived.

**Features:**

- Dual density EPS liner features extensive venting
- Injection molded polycarbonate/ABS shell
- Fully adjustable vented visor to reduce lift
- Removable/washable moisture wicking liner
- Flexible rubber nose piece
- Hi-flow mouth vent with filter for air intake
- Rear shell shape easily repositions the goggle strap
- DOT and ECE 22.06 approved

**DOT+ECE  
APPROVED**

**ECE 22.06**



## SECTOR 2 HELMET

Sizes: XS-2XL.



### CARVE CHARCOAL/ORANGE

SIZE	XS	S	M	L	XL	2XL
0110-	8121	8122	8123	8124	8125	8126



GLOSS FINISH



### CARVE WHITE/BLUE

SIZE	XS	S	M	L	XL	2XL
0110-	8129	8130	8131	8132	8133	8134



GLOSS FINISH

# SECTOR 2 HELMET

Sizes: XS-2XL.

## Features:

- Dual density EPS liner features extensive venting
- Injection molded polycarbonate/ABS shell
- Fully adjustable vented visor to reduce lift
- Removable/washable moisture wicking liner
- Flexible rubber nose piece
- Hi-flow mouth vent with filter for air intake
- Rear shell shape easily repositions the goggle strap
- DOT and ECE 22.06 approved

**DOT+ECE  
APPROVED**

**ECE 22.06**



**CARVE BLACK/ACID**

SIZE	XS	S	M	L	XL	2XL
0110-	8097	8098	8099	8100	8101	8102

 **GLOSS FINISH**



**CARVE RED/WHITE**

SIZE	XS	S	M	L	XL	2XL
0110-	8105	8106	8107	8108	8109	8110

 **GLOSS FINISH**



**CARVE BLACK/WHITE**

SIZE	XS	S	M	L	XL	2XL
0110-	8113	8114	8115	8116	8117	8118

 **GLOSS FINISH**



# SECTOR 2 HELMET

Sizes: XS-2XL.



**COMBAT MIDNIGHT/ORANGE**

SIZE	XS	S	M	L	XL	2XL	
0110-	8137	8138	8139	8140	8141	8142	MATTE FINISH



**COMBAT ARMY/BLACK**

SIZE	XS	S	M	L	XL	2XL	
0110-	8145	8146	8147	8148	8149	8150	MATTE FINISH



**WHITEOUT**

SIZE	XS	S	M	L	XL	2XL	
0110-	8161	8162	8163	8164	8165	8166	GLOSS FINISH



**BLACKOUT**

SIZE	XS	S	M	L	XL	2XL	
0110-	8153	8154	8155	8156	8157	8158	MATTE FINISH





MX-24 GOGGLES

# ***CLEARER VISION, BETTER RIDE***

It's good to see where you are going, especially at speed. Whether you're lining up on the gate or searching for the next trail, our goggles are designed for comfort and premium optical accuracy. Add in our scratch resistant, anti-fog lenses, tear-offs and Total Vision System and you're ready for whatever Mother Nature throws your way.



# SNIPER PRO GOGGLE

## Features:

- Pre-curved injection molded polycarbonate lens for optical clarity
- Unique flush mounted strap covers for added retention
- Visiglow lens enhances visible color
- Adjustable woven 45mm strap with silicone grip for secure fit
- Dual layer 14mm face foam with soft micro fleece liner
- Removable roost nose guard cover
- Triple post tear-off system compatible
- Anti-fog, scratch resistant lens with UV protection
- Drilled frame ports for increased ventilation and fog resistance
- Injection molded outrigger positioning system ensures secure fit
- Plush goggle bag included for safe storage
- Tested and certified to European Standard EN 1938:2010



**RAMPANT ORANGE/BLACK**  
2601-2226



**WOODY**  
2601-2223



**GOLD/BLACK**  
2601-2227



**DIVIDE LIME/BLUE**  
2601-2221



**BLACK**  
2601-2573

## SNIPER PRO LENSES AND TEAR-OFFS



**CLEAR**  
2602-0801



**SMOKE**  
2602-0802



**MIRRORED**  
2602-0803



**BLUE**  
2602-0804



**GREEN**  
2602-0805



**IRIDIUM**  
2602-0807



**GOLD**  
2602-0838



**TEAR OFFS**  
**CLEAR (10 PACK)** 2602-0869

**LAMINATED (14 PACK)** 2602-0870

# ACTIVATE GOGGLE

## Features:

- Outrigger frame design ensures precise goggle fit and placement
- FOV+ (Field of Vision Plus) design for enhanced peripheral vision
- Adjustable 45mm strap with silicone print provides secure placement
- Die cut polycarbonate lens with mirrored tint and UV protection
- Anti-fog and scratch resistant lens coating for optical clarity
- Integrated removable nose guard
- Molded intake ports for ventilation and fog resistance
- Triple-layer face foam optimizes moisture management and comfort
- Debossed face fleece design promotes sweat dissipation
- Injection molded frame
- Triple post tear-off system
- Goggle and lens tested and certified to European Standard EN 1938:2010



**BLACK/RED (MIRROR IRRIDIUM LENS)**  
2601-2794



**NAVY/WHITE (MIRROR IRRIDIUM LENS)**  
2601-2793



**TEAL/CHARCOAL (MIRROR SMOKE LENS)**  
2601-2796



**RED/WHITE (MIRROR IRRIDIUM LENS)**  
2601-2792



**ACID/BLACK (MIRROR LIME LENS)**  
2601-2791



**BLUE/WHITE (MIRROR BLUE LENS)**  
2601-2795

## ACTIVATE & REGIMENT GOGGLE LENSES AND TEAR-OFFS



**TEAR OFFS:  
CLEAR (10 PACK)**  
2602-1038

**LAMINATED (14 PACK)**  
2602-1039



**MIRROR**  
2602-0878



**MIRROR BLUE**  
2602-0879



**IRIDIUM**  
2602-0880



**MIRROR LIME**  
2602-0881



**CLEAR**  
2602-0876



**SMOKE**  
2602-0877



**YELLOW**  
2602-0965



**BLUE**  
2602-0966

# REGIMENT GOGGLE

## Features:

- FOV+ (Field of Vision Plus) design for enhanced peripheral vision
- Adjustable 45mm strap with silicone print provides secure placement
- Die cut polycarbonate lens with tinted lens in select models
- Anti-fog and scratch resistant lens coating for optical clarity
- Molded intake ports for ventilation and fog resistance
- Triple layer face foam for moisture management and comfort
- Injection molded frame
- Dual post tear off system
- Goggle and lens tested and certified to European Standard EN 1938:2010



**RED/WHITE/BLUE (BLUE LENS)**  
2601-2967



**BLACK/GRAY (SMOKE LENS)**  
2601-2797



**BLUE/NAVY (BLUE LENS)**  
2601-2799



**CAMO/BLACK (SMOKE LENS)**  
2601-2966



**ACID/BLACK (YELLOW LENS)**  
2601-2798



**FLO ORANGE/BLACK (CLEAR LENS)**  
2601-2802



**LIME/BLACK (SMOKE LENS)**  
2601-2965



**RED/BLACK (CLEAR LENS)**  
2601-2800



**WHITE/BLACK (CLEAR LENS)**  
2601-2801



**FLO PINK/BLACK (SMOKE LENS)**  
2601-2803

## REGIMENT & ACTIVATE GOGGLE LENSES AND TEAR-OFFS



**MIRROR**  
2602-0878



**MIRROR BLUE**  
2602-0879



**IRIDIUM**  
2602-0880



**MIRROR LIME**  
2602-0881



**CLEAR**  
2602-0876



**SMOKE**  
2602-0877



**YELLOW**  
2602-0965



**BLUE**  
2602-0966



**TEAR OFFS:**  
**CLEAR (10 PACK)**  
2602-1038  
**LAMINATED (14 PACK)**  
2602-1039

# REGIMENT STORM GOGGLE



**STORM BLACK (CLEAR LENS)**  
2601-2970

### Features:

- Integrated 45mm roll-off system provides optical clarity in the most demanding conditions
- Dimpled lens prevents moisture build-up between film and lens
- Anti-fog and scratch resistant lens coating for optical clarity
- Removable mud flap component
- Spare roll-off film and spare tinted lens with tear-off posts included in box
- FOV+ (Field of Vision Plus) design for enhanced peripheral vision
- Adjustable 45mm strap with silicone print provides secure placement
- Molded intake ports for ventilation and fog resistance
- Triple layer face foam for moisture management and comfort
- Injection molded frame
- Goggle and replacement lens tested and certified to European Standard EN 1938:2010



## REGIMENT STORM TOTAL VISION SYSTEM



**TOTAL VISION SYSTEM (CLEAR LENS)**  
2602-0968



**MUD FLAPS**  
2602-0970



**ROLL OFF FILM 6 PACK**  
2602-0969



**CLEAR REPLACEMENT LENS**  
2602-0967

# COMBAT GOGGLE

## Features:

- Drilled frame ports for increased ventilation and fog resistance
- Combat Sand features sand resistant high-density foam
- Anti-fog, scratch resistant lens with UV protection
- Dual post tear-off system ready (Tear-off packs available)
- Single layer 12mm face foam for secure seal
- Adjustable woven strap with silicone grip for secure fit
- Plush goggle bag included for safe storage
- Supports Total Vision System (Sold separately)
- Tested and certified according to European Standard EN 1938:2010



**RACER RED/WHITE**  
2601-2709



**RACER BLACK/WHITE**  
2601-2701



**RACER WHITE/BLACK**  
2601-2702



**RACER BLUE/BLACK**  
2601-2703



**RACER BLUE/WHITE**  
2601-2708



**RACER FLO ORANGE/BLACK**  
2601-2705



**RACER RED/BLACK**  
2601-2704



**RACER FLO ACID/BLACK**  
2601-2706



**RACER FLO PINK/BLACK**  
2601-2707

## COMBAT & COMBAT SAND GOGGLE LENSES AND TEAR-OFFS



**CLEAR**  
2602-0589



**BLUE**  
2602-0590



**YELLOW**  
2602-0591



**SMOKE**  
2602-0592



**MIRRORED**  
2602-0593



**MIRROR/LIME**  
2602-0594



**IRIDIUM**  
2602-0595



**TEAR-OFFS:**  
**CLEAR (10 PACK)**  
2602-0612  
**LAMINATED (14 PACK)**  
2602-0613



# COMBAT SAND GOGGLE

## Features:

- Sand resistant high-density foam prevents fine particles from entering
- Drilled frame ports for increased ventilation and fog resistance
- Anti-fog, scratch resistant lens with UV protection
- Tinted Smoke lens mounted (Replacement lenses available)
- Dual post tear-off system ready (Tear-off packs available)
- Single layer 12mm face foam for secure seal
- Adjustable woven strap with silicone grip for secure fit
- Plush goggle bag included for safe storage
- Supports Total Vision System (Sold separately)
- Tested and certified according to European Standard EN 1938:2010



**SAND RACER GRAY/BLACK**  
2601-2694



**SAND RACER BLACK/GRAY**  
2601-2693



**SAND RACER BLUE/GRAY**  
2601-2695



**SAND RACER RED/GRAY**  
2601-2697



**SAND RACER FLO ORANGE/GRAY**  
2601-2696



**SAND RACER FLO ORANGE/BLACK**  
2601-2699



**SAND RACER FLO PINK/GRAY**  
2601-2698



**SAND RACER FLO PINK/BLACK**  
2601-2700

## COMBAT & COMBAT SAND TOTAL VISION SYSTEM



**CLEAR**  
2602-0719



**MUD FLAPS**  
2602-0720



**AMMO 6 PACK**  
2602-0329



**REPLACEMENT LENS**  
2602-0721

# GUARDIAN MX

Sizes: M/L, XL/2XL.

## Features:

- Innovative Press-Fit molded comfort liner system provides a smooth inner chassis for max comfort
- Adjustable waist buckle closure system
- Level 1 back protector constructed to reduce impact energy transmission
- Stone shield chest panel constructed with molded panels to protect the rider from lofted small stones and debris
- Strategically placed ventilation ports for cooling
- Refined fit for maximum deflector coverage
- Biofoam shoulder pads with fully integrated adjustable strap system for proper fitment
- Stone shield tested and certified according to European Standard EN 14021:2003
- Back protector tested and certified according to European Standard EN 1621-2:2014



### RED/BLACK

SIZE	M/L	XL-2XL
2701-	0864	0865



### CHARCOAL/BLACK

SIZE	M/L	XL-2XL
2701-	0868	0869



### WHITE/BLACK

SIZE	M/L	XL-2XL
2701-	0866	0867



### FLO/GREEN

SIZE	M/L	XL-2XL
2701-	0862	0863

# GUARDIAN

Sizes: M/L, XL/2XL.

## Features:

- Innovative Press-Fit molded comfort liner system provides a smooth inner chassis for max comfort
- Adjustable waist buckle closure system
- Level 1 back protector constructed to reduce impact energy transmission
- Stone shield constructed with molded panels to protect the rider from lofted small stones and debris
- Strategically placed ventilation ports
- Refined fit for maximum deflector coverage
- Adjustable suspension shoulder guards with molded comfort liner
- Adjustable and removable biceps arm guards with molded comfort liner
- Stone shield tested and certified according to European Standard EN 14021:2003
- Back protector tested and certified according to European Standard EN 1621-2:2014



### BLUE/BLACK

SIZE	M/L	XL-2XL
2701-	0961	0962



### ORANGE/BLACK

SIZE	M/L	XL-2XL
2701-	0959	0960



### RED/BLACK

SIZE	M/L	XL-2XL
2701-	0957	0958



### BLACK

SIZE	M/L	XL-2XL
2701-	0953	0954



### WHITE

SIZE	M/L	XL-2XL
2701-	0955	0956

# SENTINEL KNEEGUARDS

Sizes: S/M, L/XL, 2XL/3XL.

## Features:

- Co-molded ABS/TPU chassis delivers comfort and durability
- Anatomical flush mounted hinge design allows natural knee movement
- Low profile design minimizes weight and optimizes fit
- Light weight molded EVA foam interior liner for premium comfort
- Strategic ventilation provides maximum cooling
- Post-latching top closure with adjustable hook and loop strap
- Stretch mesh calf-sleeve for cooling and comfort
- Top closure and calf sleeve feature silicone print to ensure secure placement
- Sold in pairs
- Tested and certified according to European Standard EN 1621-1:2012



## WHITE

SIZE	S/M	L/XL	2XL/3XL
2704-	0678	0679	0680



## BLACK

SIZE	S/M	L/XL	2XL/3XL
2704-	0681	0682	0683

## GUARDIAN BELT

Sizes: S/M-L/XL.

### Features:

- Lightweight perforated Biofoam and Airprene chassis
- Ergonomic design contours the body
- TPR panels enhance structure and support
- Dual-pull elastic support straps and hook and loop belt
- Rear foam padding
- Moisture wicking materials



### BLACK

SIZE	M/L (28-36)	XL-2XL (36-44)
2703-	0153	0154

## SECTOR GP KNEE GUARDS

Sizes: M/L.

### Features:

- Durable polypropylene molded panels
- Two adjustable retention straps
- Slim, compact design
- Tested and certified according to European Standard EN 1621-1:2012



### CHARCOAL/YELLOW

SIZE	M/L
2704-	0429

## QUADRANT ELBOW GUARDS

Sizes: M/L.

### Features:

- Adjustable closure system
- Moisture wicking interior panel
- Sewn in foam elbow donut
- Extensive vent channels



### BLACK

SIZE	M/L
2706-	0137

## SECTOR KNEE GUARDS

Sizes: M/L.

### Features:

- Durable polypropylene molded panels
- Two adjustable retention straps
- Slim, compact design



### BLACK

SIZE	M/L
2704-	0082

## COMP XP ELBOW GUARDS

Sizes: S/M, L/XL.

### Features:

- Soft impact protector mounted in fabric sleeve comfortably fits under riding gear
- Removable impact protector for easy washing
- Airprene panel for airflow
- Vented nylon mesh for breathability
- Adjustable strap with hook and loop closure for a secure fit
- Backside of elbow pad is sculpted for increased mobility
- Silicone backed elbow cup helps keep pad in position
- Impact protector insert tested and certified according to EN 1621-1:2012



BLACK

SIZE	S/M	L/XL
2706-	0204	0205

## COMP XP KNEE GUARDS

Sizes: S/M, L/XL.

### Features:

- Soft impact protector mounted in fabric sleeve comfortably fits under riding gear
- Removable impact protector for easy washing
- Airprene panel for airflow
- Vented nylon mesh for breathability
- Adjustable strap with hook and loop closure for a secure fit
- Backside of elbow pad is sculpted for increased mobility
- Silicone backed elbow cup helps keep pad in position
- Impact protector insert tested and certified according to EN 1621-1:2012



BLACK

SIZE	S/M	L/XL
2704-	0486	0487

## COMP XP PANT

Sizes: S-3XL.

### Features:

- Lightly padded and articulated molded EVA hip padding
- Tricot wrapped foam crotch pad
- Full length compression pant
- Moisture wicking chassis
- Flat-stitched seams minimize irritation
- Tested according to the Essential Health and Safety Requirements of Regulation EU 2016/425, Category I



BLACK

SIZE	S	M	L	XL	2XL	3XL
2940-	0369	0370	0371	0372	0373	0374

## COMP XP SHORT

Sizes: S-3XL.

### Features:

- Lightly padded and articulated molded EVA hip padding
- Tricot wrapped foam crotch pad
- Form fitting for a no-bind fit
- Moisture wicking chassis
- Flat-stitched seams minimize irritation
- Tested according to the Essential Health and Safety Requirements of Regulation EU 2016/425, Category I



BLACK

SIZE	S	M	L	XL	2XL	3XL
2940-	0363	0364	0365	0366	0367	0368

## COMP XP FLEX LONGSLEEVE DEFLECTOR

Sizes: S/M, L/XL.

### Features:

- Lightly padded and articulated chest/back/shoulder/forearm panels
- Long sleeve construction for extended coverage
- Mesh construction for ventilation
- Flat-stitched seams minimize irritation
- Compression fit base layer
- Tested according to the Essential Health and Safety Requirements of Regulation EU 2016/425, Category I



**BLACK**

SIZE	S/M	L/XL
2701-	0949	0950

## COMP XP FLEX DEFLECTOR

Sizes: S/M, L/XL.

### Features:

- Lightly padded and articulated chest/back/shoulder/forearm panels
- Long sleeve construction for extended coverage
- Mesh construction for ventilation
- Flat-stitched seams minimize irritation
- Compression fit base layer
- Tested according to the Essential Health and Safety Requirements of Regulation EU 2016/425, Category I



**BLACK**

SIZE	S/M	L/XL
2701-	0951	0952

## COMP SHIRT

Sizes: S/M, L/XL.

### Features:

- Compression fit
- 4-way stretch for maximum flexibility
- Mesh back panel promotes airflow
- Flat-stitched seams to reduce irritation
- Long sleeve construction for increased coverage



### BLACK

SIZE	S/M	L/XL
2940-	0387	0388

## COMP PANT

Sizes: S-3XL.

### Features:

- Compression fit prevents binding
- 4-way stretch for maximum flexibility
- Elastic waistband keeps out roost and sand
- Flat-stitched seams to reduce irritation
- Full length pant for increased coverage



### BLACK

SIZE	S	M	L	XL	2XL	3XL
2940-	0381	0382	0383	0384	0385	0386

## COMP SHORT

Sizes: S-3XL.

### Features:

- Compression fit prevents binding
- 4-way stretch for maximum flexibility
- Elastic waistband keeps out roost and sand
- Flat-stitched seams to reduce irritation



### BLACK

SIZE	S	M	L	XL	2XL	3XL
2940-	0375	0376	0377	0378	0379	0380

## COMP KNEE SLEEVES

Sizes: S-L.

### Features:

- Reduces abrasion associated with knee guards
- Moisture wicking chassis
- Anti-slip silicone backing under the top band



### BLACK

SIZE	S	M	L
2704-	0455	0456	0457



## COMP SOCKS

Sizes: S/M, L/XL.

### Features:

- Full-length knee brace sock
- Stretch mesh construction for a cool, comfortable fit
- Deep heel pocket
- No-fade sublimated graphics



### BLACK

SIZE	S/M	L/XL
3431-	0677	0678

## MX COOL SOCKS

Sizes: S/M, L/XL.

### Features:

- Moisture wicking Cool Max®
- Traditional length MX sock
- Ribbed panels in cuff



### ACID/MIDNIGHT

SIZE	S/M (6-9)	L/XL (10-13)
3431-	0665	0666



### GRAY/BLACK

SIZE	S/M (6-9)	L/XL (10-13)
3431-	0667	0668

## MX SOCKS

Sizes: S/M, L/XL.

### Features:

- Thick, traditional length MX sock
- Ribbed panels in cuff, ankle and instep
- Ideal for use with knee braces



### CAMO/GRAY/WHITE

SIZE	S/M (6-9)	L/XL (10-13)
3431-	0669	0670



### CAMO/GREEN/ACID

SIZE	S/M (6-9)	L/XL (10-13)
3431-	0671	0672



### RED/WHITE

SIZE	S/M (6-9)	L/XL (10-13)
3431-	0673	0674



### BLACK/WHITE

SIZE	S/M (6-9)	L/XL (10-13)
3431-	0675	0676

MX-24

# RADIAL

The Radial boot provides riders with premium fit and function, at a highly competitive price. A combination of ankle axis hinge, pre-curved components, positive-lock buckle system and plush rubber to enhance grip against the bike and traction on the pegs provides all you need in an MX boot.

**Features:**

- Pre-curved injection molded components throughout
- Radial hinge component adds structure and reduces over extension
- Injection molded positive-lock buckle system
- Adjustable straps allow for a custom and secure fit
- Injection molded medial abrasion plate with integrated shift protection
- Fully synthetic calf overlays deliver premium durability and optimal grip
- Low profile toe box for unhindered shifting
- Uni-directional outsole with steel shank for rigidity
- Replaceable outsole for extended wear
- Mesh liner promotes airflow while interior EVA panels enhance comfort
- Tested and certified to standard EN 13634:2017



**SAFETY WARNING:**

Riding a motorcycle is a dangerous activity. When riding, always wear a helmet, eye protection and protective clothing. There is no assurance that serious injury or death can be avoided even if you wear the product shown in this catalog and take all the precautions to avoid every risk. Please ensure that your THOR products fit properly. Improperly fitting products can impair your ability to control your motorcycle.

## RADIAL BOOTS

Men's sizes 7-15.



**FROST**

SIZE	7	8	9	10	11	12	13	14	15
3410-	2727	2728	2729	2730	2731	2732	2733	2734	2735



**RED**

SIZE	7	8	9	10	11	12	13	14	15
3410-	2736	2737	2738	2739	2740	2741	2742	2743	2744



**BLACK/RED**

SIZE	7	8	9	10	11	12	13	14	15
3410-	2244	2245	2246	2247	2248	2249	2250	2251	2252



**GRAY/FLO YELLOW**

SIZE	7	8	9	10	11	12	13	14	15	
	3410-	2745	2746	2747	2748	2749	2750	2751	2752	2753



**WHITE**

SIZE	7	8	9	10	11	12	13	14	15	
	3410-	2271	2272	2273	2274	2275	2276	2277	2278	2279



**BLACK**

SIZE	7	8	9	10	11	12	13	14	15	
	3410-	2253	2254	2255	2256	2257	2258	2259	2260	2261

MX-24

# BLITZ XR MX

Beyond the sleek, race-inspired profile and striking color options, this updated platform features injection molded components for structural support, and synthetic materials providing optimal durability and a comfortable fit for long rides. Whether it be track or trail, Blitz XR is ready to take you there.



**SAFETY WARNING:**

Riding a motorcycle is a dangerous activity. When riding, always wear a helmet, eye protection and protective clothing. There is no assurance that serious injury or death can be avoided even if you wear the product shown in this catalog and take all the precautions to avoid every risk. Please ensure that your THOR products fit properly. Improperly fitting products can impair your ability to control your motorcycle.

# BLITZ XR MX BOOTS

Men's sizes 7-15.

## Features:

- Padded mesh interior improves breathability
- Injection molded positive lock buckles
- Injection molded outsole with a steel shank insert
- Injection molded medial abrasion plate with integrated shift protection
- Fully synthetic calf overlays deliver premium durability and optimal grip
- 3 fully adjustable straps allow for a custom rider specific fit
- Pre-curved injection molded shin plate
- Tested and certified according to standard EN 13634:2017



### BLUE/BLACK

SIZE	7	8	9	10	11	12	13	14	15
3410-	3082	3083	3084	3085	3086	3087	3088	3089	3090



### WHITE/BLACK

SIZE	7	8	9	10	11	12	13	14	15
3410-	3100	3101	3102	3103	3104	3105	3106	3107	3108



### BLACK/WHITE

SIZE	7	8	9	10	11	12	13	14	15
3410-	3073	3074	3075	3076	3077	3078	3079	3080	3081



### RED/CHARCOAL

SIZE	7	8	9	10	11	12	13	14	15
3410-	3109	3110	3111	3112	3113	3114	3115	3116	3117



### GRAY/CHARCOAL

SIZE	7	8	9	10	11	12	13	14	15
3410-	3091	3092	3093	3094	3095	3096	3097	3098	3099



### ACID/BLACK

SIZE	7	8	9	10	11	12	13	14	15
3410-	3118	3119	3120	3121	3122	3123	3124	3125	3126

## BLITZ XR TRAIL BOOTS

Men's sizes 7-15.

### Features:

- Padded mesh interior improves breathability
- Injection molded positive lock buckles
- Injection molded medial abrasion plate with integrated shift protection
- Fully synthetic calf overlays deliver premium durability and optimal grip
- 3 fully adjustable straps allow for a custom rider specific fit
- Pre-curved injection molded shin plate
- Custom molded lugged outsole with a steel shank insert
- Tested and certified according to standard EN 13634:2017



### BLACK/GRAY

SIZE	7	8	9	10	11	12	13	14	15
3410-	3127	3128	3129	3130	3131	3132	3133	3134	3135

## BLITZ XRS BOOTS

Men's sizes 7-15.

### Features:

- Padded mesh interior improves breathability
- Injection molded positive lock buckles
- Injection molded medial abrasion plate with integrated shift protection
- Contoured gaiter for increased mobility and comfort
- Custom molded lugged outsole with a steel shank insert
- Tested and certified according to standard EN 13634:2017



### BLACK/GRAY

SIZE	7	8	9	10	11	12	13	14	15
3410-	3148	3149	3150	3151	3152	3153	3154	3155	3156



# WOMEN'S PRIME

Our premier racewear offering just keeps getting better...introducing the new Women's Prime collection. Precision-built and packed with all the lightweight, breathable, and flexible features that comprise the foundation of our Prime chassis, now available in the tailored feel of women's-specific fit.

## Jersey Features:

- Hybrid fit with set-in style tailored sleeves
- Polyester/spandex sleeves feature 4-way stretch and laser perforation enhanced airflow
- Taped collar and cuffs
- Minimal seams for maximum comfort
- Laser cut holes for ventilation
- Moisture wicking material keeps you dry
- Tail silicone print helps keep jersey tucked in
- Flat-stitched seams minimize irritation

## Pant Features:

- Nylon In-Motion fabric main construction provides mobility and durability
- Precise-fit ratchet closure system at waist
- Laser cut holes for ventilation
- Strategically placed vented mesh panels
- Premium grade full grain leather inner knee panels
- Athletic mesh liner with spandex stretch panel
- Ultra-lightweight pre-curved chassis design
- Side cinch system for precision waist adjustment





# WOMEN'S PRIME BLAZE

Jersey sizes: XS-XL.

Pant sizes: 1/2-13/14.



**BLACK/MINT JERSEY**

SIZE	XS	S	M	L	XL
2911-	0278	0279	0280	0281	0282



**BLUE STEEL/VINTAGE WHITE JERSEY**

SIZE	XS	S	M	L	XL
2911-	0283	0284	0285	0286	0287



**BLACK/MINT PANT**

SIZE	1/2	3/4	5/6	7/8	9/10	11/12	13/14
2902-	0349	0350	0351	0352	0353	0354	0355



**BLUE STEEL/VINTAGE WHITE PANT**

SIZE	1/2	3/4	5/6	7/8	9/10	11/12	13/14
2902-	0356	0357	0358	0359	0360	0361	0362

# WOMEN'S PULSE REV

Jersey sizes: XS-XL.

Pant sizes: 3/4-13/14.

## Jersey Features:

- Laser cut ventilation for optimized cooling
- Dimple mesh paneling
- Durable polyester main fabric
- 4-way stretch cuff and collar
- Performance fit
- Hybrid set-in sleeve
- Performance construction
- Moisture wicking materials

## Pant Features:

- Constructed with 600D in high-wear zones
- Polyester In-Motion panels
- Durable nylon saddle construction
- Full grain leather knee panels
- Durable stitching throughout
- Laser-cut ventilation
- Mesh lower leg panels
- Dual side-cinch system
- Ratchet adjustable fly closure on Black/Light Mint
- Button closure on Midnight/White, Charcoal/Flo Pink
- Pre-curved chassis
- Athletic mesh comfort liner



### BLACK/LIGHT MINT JERSEY

SIZE	XS	S	M	L	XL
2911-	0252	0253	0254	0255	0256



### BLACK/LIGHT MINT PANT

SIZE	3/4	5/6	7/8	9/10	11/12	13/14
2902-	0324	0325	0326	0327	0328	0329



**CHARCOAL/FLO PINK JERSEY**

SIZE	XS	S	M	L	XL
2911-	0237	0238	0239	0240	0241

**MIDNIGHT/WHITE JERSEY**

SIZE	XS	S	M	L	XL
2911-	0232	0233	0234	0235	0236



**CHARCOAL/FLO PINK PANT**

SIZE	3/4	5/6	7/8	9/10	11/12	13/14
2902-	0295	0296	0297	0298	0299	0300

**MIDNIGHT/WHITE PANT**

SIZE	3/4	5/6	7/8	9/10	11/12	13/14
2902-	0289	0290	0291	0292	0293	0294

## WOMEN'S SECTOR MINIMAL

Jersey sizes: XS-XL.

Pant sizes: 3/4-13/14.

### Jersey Features:

- Hybrid style sleeves for optimal mobility
- Moisture wicking material keeps you dry
- No-fade sublimated graphics
- Heat transfer neck label
- Drop tail design helps keep jersey tucked in

### Pant Features:

- Integrated stretch panels enhance rider mobility
- Pre-curved shape for maximum comfort
- Durable stitching throughout
- Abrasion tolerant materials
- Ratchet closure
- Athletic mesh liner



### BLACK/FLO PINK JERSEY

SIZE	XS	S	M	L	XL
2911-	0247	0248	0249	0250	0251



### BLACK/FLO PINK PANT

SIZE	3/4	5/6	7/8	9/10	11/12	13/14
2902-	0306	0307	0308	0309	0310	0311

# WOMEN'S SECTOR SPLIT

Jersey sizes: XS-2XL.

Pant sizes: 3/4-15/16.



## BLUE STEEL/VINTAGE WHITE JERSEY

SIZE	XS	S	M	L	XL	2XL
2911-	0294	0295	0296	0297	0298	0299

## STARLIGHT BLUE/BLACK JERSEY

SIZE	XS	S	M	L	XL	2XL
2911-	0288	0289	0290	0291	0292	0293



## BLUE STEEL/VINTAGE WHITE PANT

SIZE	3/4	5/6	7/8	9/10	11/12	13/14	15/16
2902-	0342	0343	0344	0345	0346	0347	0348

## STARLIGHT BLUE/BLACK PANT

SIZE	3/4	5/6	7/8	9/10	11/12	13/14	15/16
2902-	0335	0336	0337	0338	0339	0340	0341

## WOMEN'S SPECTRUM GLOVES

Sizes: S-XL.

### Features:

- Molded bio-foam wrist and backhand provide optimal comfort
- Lightly padded palm provides a comfortable grip
- Mesh backhand and perforated palm keep hands cool throughout
- Hook and loop wrist closure system
- Wrapped thumb and gripping points for added durability
- Touch screen compatible palm material
- Direct inject TPR elements on top hand and fingers



### BLACK/MINT

SIZE	S	M	L	XL
3331-	0268	0269	0270	0271



### STARLIGHT BLUE/WHITE

SIZE	S	M	L	XL
3331-	0264	0265	0266	0267



### BLACK/WHITE

SIZE	S	M	L	XL
3331-	0230	0231	0232	0233



## WOMEN'S SECTOR GLOVES

Sizes: S-XL.

### Features:

- Fitted stretch backhand panel for lightweight comfort
- Notched wrist opening provides quick entry
- Hook and loop closure system
- Perforated palm keeps hands cool
- 4-way stretch finger gussets
- Silicone treated fingertips
- Wrapped thumb and gripping points



### PINK/BLACK

SIZE	S	M	L	XL
3331-	0187	0188	0189	0190



### BLACK/PINK

SIZE	S	M	L	XL
3331-	0242	0243	0244	0245



### BLACK/GRAY

SIZE	S	M	L	XL
3331-	0238	0239	0240	0241

### AQUA/VINTAGE WHITE

SIZE	S	M	L	XL
3331-	0246	0247	0248	0249

## WOMEN'S BLITZ XR BOOTS

Women's Sizes: 5-10.

### Features:

- Padded mesh interior improves breathability
- Injection molded positive lock buckles
- Injection molded outsole with a steel shank insert
- Injection molded medial abrasion plate with integrated shift protection
- Fully synthetic calf overlays deliver premium durability and optimal grip
- 3 fully adjustable straps allow for a custom rider specific fit
- Pre-curved injection molded shin plate
- Tested and certified according to standard EN 13634:2017



### WHITE/BLACK

SIZE	5	6	7	8	9	10
3410-	3136	3137	3138	3139	3140	3141



### BLACK/GRAY

SIZE	5	6	7	8	9	10
3410-	3142	3143	3144	3145	3146	3147

## WOMEN'S GUARDIAN

One size fits most.

### Features:

- Innovative press-fit molded comfort liner system provides a smooth inner chassis for max comfort
- Adjustable waist buckle closure system
- Level 1 back protector constructed to reduce impact energy transmission
- Stone shield constructed with molded panels to protect the rider from lofted small stones and debris
- Strategically placed ventilation ports
- Refined fit for maximum deflector coverage
- Adjustable suspension shoulder guards with molded comfort liner
- Adjustable and removable biceps arm guards with molded comfort liner
- Stone shield tested and certified according to European Standard EN 14021:2003
- Back protector tested and certified according to European Standard EN 1621-2:2014



### BLACK/PINK

SIZE	O/S
2701-	0963

### SAFETY WARNING:

Riding a motorcycle is a dangerous activity. When riding, always wear a helmet, eye protection and protective clothing. There is no assurance that serious injury or death can be avoided even if you wear the product shown in this catalog and take all the precautions to avoid every risk. Please ensure that your THOR products fit properly. Improperly fitting products can impair your ability to control your motorcycle.

MX-24

# YOUTH PULSE

## Jersey Features:

- Laser cut ventilation for optimized cooling
- Dimple mesh paneling
- Durable polyester main fabric
- 4-way stretch cuff and collar
- Performance fit
- Hybrid set-in sleeve
- Performance construction
- Moisture wicking materials

## Pant Features:

- Designed to offer the optimal balance between mobility and durability
- Constructed with 600D in high-wear zones
- Polyester In-Motion panels improve flexibility and durability throughout
- Durable nylon saddle construction
- Full grain leather knee panels for optimal grip and durability
- Durable stitching throughout
- Laser-cut ventilation
- Mesh lower leg panels
- Ratchet adjustable fly closure
- Pre-curved chassis design assumes active riding position
- Athletic mesh comfort liner





# YOUTH PULSE COMBAT

Jersey sizes: 2XS-XL.

Pant sizes: 18-28.



**MIDNIGHT/VINTAGE WHITE JERSEY**

SIZE	2XS	XS	S	M	L	XL
2912-	2185	2186	2187	2188	2189	2190



**ARMY/BLACK JERSEY**

SIZE	2XS	XS	S	M	L	XL
2912-	2179	2180	2181	2182	2183	2184



**MIDNIGHT/VINTAGE WHITE PANT**

SIZE	18	20	22	24	26	28
2903-	2249	2250	2251	2252	2253	2254



**ARMY/BLACK PANT**

SIZE	18	20	22	24	26	28
2903-	2243	2244	2245	2246	2247	2248

# YOUTH PULSE TACTIC

Jersey sizes: 2XS-XL.

Pant sizes: 18-28.



**ACID JERSEY**

SIZE	2XS	XS	S	M	L	XL
2912-	2191	2192	2193	2194	2195	2196



**MIDNIGHT JERSEY**

SIZE	2XS	XS	S	M	L	XL
2912-	2197	2198	2199	2200	2201	2202



**RED JERSEY**

SIZE	2XS	XS	S	M	L	XL
2912-	2203	2204	2205	2206	2207	2208



**ACID PANT**

SIZE	18	20	22	24	26	28
2903-	2225	2226	2227	2228	2229	2230



**MIDNIGHT PANT**

SIZE	18	20	22	24	26	28
2903-	2231	2232	2233	2234	2235	2236



**RED PANT**

SIZE	18	20	22	24	26	28
2903-	2237	2238	2239	2240	2241	2242

# YOUTH SECTOR



## YOUTH SECTOR DIGI CAMO

Jersey sizes: 2XS-XL.

Pant sizes: 18-28.

### Jersey Features:

- Hybrid style sleeves for optimal mobility
- Moisture wicking material keeps you dry
- No-fade sublimated graphics
- Heat transfer neck label
- Drop tail design helps keep jersey tucked in

### Pant Features:

- Integrated stretch panels enhance rider mobility
- Pre-curved shape for maximum comfort
- Durable stitching throughout
- Abrasion tolerant materials
- Ratchet closure
- Athletic mesh liner



**BLACK/CAMO JERSEY**

SIZE	2XS	XS	S	M	L	XL
2912-	2394	2395	2396	2397	2398	2399



**FOREST GREEN/CAMO JERSEY**

SIZE	2XS	XS	S	M	L	XL
2912-	2400	2401	2402	2403	2404	2405



**BLACK/CAMO PANT**

SIZE	18	20	22	24	26	28
2903-	2409	2410	2411	2412	2413	2414



**FOREST GREEN/CAMO PANT**

SIZE	18	20	22	24	26	28
2903-	2415	2416	2417	2418	2419	2420

## YOUTH SECTOR MINIMAL

Jersey sizes: 2XS-XL.

Pant sizes: 18-28.



**MINIMAL RED JERSEY**

SIZE	2XS	XS	S	M	L	XL
2912-	2015	2016	2017	2018	2019	2020



**MINIMAL NAVY JERSEY**

SIZE	2XS	XS	S	M	L	XL
2912-	2021	2022	2023	2024	2025	2026



**MINIMAL BLACK JERSEY**

SIZE	2XS	XS	S	M	L	XL
2912-	2009	2010	2011	2012	2013	2014



**MINIMAL RED PANT**

SIZE	18	20	22	24	26	28
2903-	2013	2014	2015	2016	2017	2018



**MINIMAL NAVY PANT**

SIZE	18	20	22	24	26	28
2903-	2019	2020	2021	2022	2023	2024



**MINIMAL BLACK PANT**

SIZE	18	20	22	24	26	28
2903-	2007	2008	2009	2010	2011	2012

# YOUTH SECTOR CHECKER

Jersey sizes: 2XS-XL.

Pant sizes: 18-28.



**NAVY/RED JERSEY**

SIZE	2XS	XS	S	M	L	XL
2912-	2424	2425	2426	2427	2428	2429



**BLACK/GRAY JERSEY**

SIZE	2XS	XS	S	M	L	XL
2912-	2406	2407	2408	2409	2410	2411



**NAVY/RED PANT**

SIZE	18	20	22	24	26	28
2903-	2439	2440	2441	2442	2443	2444



**BLACK/GRAY PANT**

SIZE	18	20	22	24	26	28
2903-	2421	2422	2423	2424	2425	2426



**CHARCOAL/ACID JERSEY**

SIZE	2XS	XS	S	M	L	XL
2912-	2418	2419	2420	2421	2422	2423



**CHARCOAL/ORANGE JERSEY**

SIZE	2XS	XS	S	M	L	XL
2912-	2412	2413	2414	2415	2416	2417



**CHARCOAL/ACID PANT**

SIZE	18	20	22	24	26	28
2903-	2433	2434	2435	2436	2437	2438



**CHARCOAL/ORANGE PANT**

SIZE	18	20	22	24	26	28
2903-	2427	2428	2429	2430	2431	2432

# YOUTH SPECTRUM GLOVES

Youth sizes: 2XS-L.

## Features:

- Molded bio-foam wrist and backhand provide optimal comfort
- Lightly padded palm provides a comfortable grip
- Mesh backhand and perforated palm keep hands cool throughout
- Hook and loop wrist closure system
- Wrapped thumb and gripping points for added durability
- Touch screen compatible palm material
- Direct inject TPR elements on top hand and fingers



### BLACK

SIZE	2XS	XS	S
3332-	1592	1593	1594
SIZE	M	L	
3332-	1595	1596	



### GRAY/BLACK/MINT

SIZE	2XS	XS	S
3332-	1597	1598	1599
SIZE	M	L	
3332-	1600	1601	



### BLUE/NAVY

SIZE	2XS	XS	S
3332-	1602	1603	1604
SIZE	M	L	
3332-	1605	1606	



### RED/WHITE

SIZE	2XS	XS	S
3332-	1607	1608	1609
SIZE	M	L	
3332-	1610	1611	



### ORANGE/BLACK

SIZE	2XS	XS	S
3332-	1612	1613	1614
SIZE	M	L	
3332-	1615	1616	



### BLACK/ACID

SIZE	2XS	XS	S
3332-	1617	1618	1619
SIZE	M	L	
3332-	1620	1621	

# YOUTH SECTOR GLOVES

Youth sizes: 2XS-L.

## Features:

- Fitted stretch backhand
- Notched wrist opening provides quick entry
- Hook and loop closure
- Perforated palm
- 4-way stretch fingers
- Silicone treated fingertips
- Wrapped thumb and gripping points



### BLUE/BLACK

SIZE	2XS	XS	S
3332-	1516	1517	1518
SIZE	M	L	
3332-	1519	1520	



### NAVY/WHITE

SIZE	2XS	XS	S
3332-	1738	1739	1740
SIZE	M	L	
3332-	1741	1742	



### ORANGE/BLACK

SIZE	2XS	XS	S
3332-	1521	1522	1523
SIZE	M	L	
3332-	1524	1525	



### ACID/BLACK

SIZE	2XS	XS	S
3332-	1733	1734	1735
SIZE	M	L	
3332-	1736	1737	



### RED/BLACK

SIZE	2XS	XS	S
3332-	1526	1527	1528
SIZE	M	L	
3332-	1529	1530	



### RED/WHITE

SIZE	2XS	XS	S
3332-	1743	1744	1745
SIZE	M	L	
3332-	1746	1747	



### BLACK/WHITE

SIZE	2XS	XS	S
3332-	1511	1512	1513
SIZE	M	L	
3332-	1514	1515	



### BLACK/GRAY

SIZE	2XS	XS	S
3332-	1728	1729	1730
SIZE	M	L	
3332-	1731	1732	



### GRAY/WHITE

SIZE	2XS	XS	S
3332-	1748	1749	1750
SIZE	M	L	
3332-	1751	1752	



# YOUTH COMBAT GOGGLE

## Features:

- Drilled frame ports for increased ventilation and fog resistance
- Anti-fog, scratch resistant lens with UV protection
- Clear lens mounted (Replacement lenses available)
- Dual post tear-off system ready (Tear-off packs available)
- Single layer 12mm face foam for secure seal
- Adjustable woven strap with silicone grip for secure fit
- Plush goggle bag included for safe storage
- Supports Total Vision System (Sold separately)
- Tested and certified according to European Standard EN 1938:2010



**RACER FLO ACID/BLACK**  
2601-3050



**RACER WHITE/BLACK**  
2601-3046



**RACER BLACK/WHITE**  
2601-3045



**RACER FLO ORANGE/BLACK**  
2601-3049



**RACER RED/BLACK**  
2601-3048



**RACER RED/WHITE**  
2601-3053



**RACER BLUE/BLACK**  
2601-3047



**RACER BLUE/WHITE**  
2601-3052



**RACER FLO PINK/BLACK**  
2601-3051

## YOUTH COMBAT LENSES AND TEAR-OFFS



**CLEAR**  
2602-0778



**SMOKE**  
2602-0779



**TEAR-OFFS  
CLEAR (10 PACK)** 2602-0780

# YOUTH GUARDIAN MX

Youth sizes: 2XS, S/M.

## Features:

- Innovative Press-Fit molded comfort liner system provides a smooth inner chassis for max comfort
- Adjustable waist buckle closure system
- Level 1 back protector constructed to reduce impact energy transmission
- Stone shield chest panel constructed with molded panels to protect the rider from lofted small stones and debris
- Strategically placed ventilation ports for cooling
- Refined fit for maximum deflector coverage
- Biofoam shoulder pads with fully integrated adjustable strap system for proper fitment
- Stone shield tested and certified according to the Essential Health and Safety Requirements of EU Regulation 2016/425
- Back protector tested and certified according to European Standard EN 1621-2:2014



### RED/BLACK

SIZE	2XS/XS	S/M
2701-	0856	0857



### WHITE/BLACK

SIZE	2XS/XS	S/M
2701-	0858	0859



### CHARCOAL/BLACK

SIZE	2XS/XS	S/M
2701-	0860	0861



### FLO/GREEN

SIZE	2XS/XS	S/M
2701-	0854	0855

#### SAFETY WARNING:

Riding a motorcycle is a dangerous activity. When riding, always wear a helmet, eye protection and protective clothing. There is no assurance that serious injury or death can be avoided even if you wear the product shown in this catalog and take all the precautions to avoid every risk. Please ensure that your THOR products fit properly. Improperly fitting products can impair your ability to control your motorcycle.



# YOUTH GUARDIAN

Youth sizes: 2XS, S/M.

## Features:

- Innovative Press-Fit molded comfort liner system provides a smooth inner chassis for max comfort
- Adjustable waist buckle closure system
- Level 1 back protector constructed to reduce impact energy transmission
- Stone shield constructed with molded panels to protect the rider from lofted small stones and debris
- Strategically placed ventilation ports
- Refined fit for maximum deflector coverage
- Adjustable suspension shoulder guards with molded comfort liner
- Adjustable and removable biceps arm guards with molded comfort liner
- Stone shield tested and certified according to the Essential Health and Safety Requirements of EU Regulation 2016/425
- Back protector tested and certified according to European Standard EN 1621-2:2014



### BLUE/BLACK

SIZE	2XS/XS	S/M
2701-	0972	0973



### ORANGE/BLACK

SIZE	2XS/XS	S/M
2701-	0970	0971



### RED/BLACK

SIZE	2XS/XS	S/M
2701-	0968	0969



### BLACK

SIZE	2XS/XS	S/M
2701-	0964	0965



### WHITE

SIZE	2XS/XS	S/M
2701-	0966	0967

## YOUTH BLITZ XR BOOTS

Youth sizes: 1-7.

### Features:

- Pre-curved injection molded shin plate
- 4 fully adjustable straps allow for a custom, rider specific fit
- Fully synthetic calf overlays deliver premium durability and optimal grip
- Injection molded medial abrasion plate with integrated shift protection
- Metal toe cap reinforces the outsole strength
- Uni-directional outsole with a steel shank insert
- Injection molded positive lock buckles
- Mesh liner promotes airflow
- Tested and certified according to standard EN 13634:2017



### WHITE/BLACK

SIZE	1	2	3	4	5	6	7
3411-	0745	0746	0747	0748	0749	0750	0751



### BLACK/WHITE

SIZE	1	2	3	4	5	6	7
3411-	0724	0725	0726	0727	0728	0729	0730



### GRAY/CHARCOAL

SIZE	1	2	3	4	5	6	7
3411-	0738	0739	0740	0741	0742	0743	0744



### RED/CHARCOAL

SIZE	1	2	3	4	5	6	7
3411-	0752	0753	0754	0755	0756	0757	0758



### BLUE/BLACK

SIZE	1	2	3	4	5	6	7
3411-	0731	0732	0733	0734	0735	0736	0737



### ACID/BLACK

SIZE	1	2	3	4	5	6	7
3411-	0759	0760	0761	0762	0763	0764	0765

## BLITZ XP MINI BOOTS

Kid's sizes: 10-13.

### Features:

- Injection molded positive lock buckles
- Uni-directional outsole with steel shank insert
- Fully synthetic calf overlays deliver premium durability and optimal grip
- 2 fully adjustable straps allow for a custom, rider specific fit
- Pre-curved injection molded shin plate
- Mesh liner promotes airflow
- Tested and certified according to standard EN 13634:2017



### BLACK

SIZE	10	11	12	13
3411-	0538	0539	0540	0541

## YOUTH SENTINEL KNEE GUARDS

Youth size: S/M.

### Features:

- Co-molded ABS/TPU chassis delivers comfort and durability
- Anatomical flush mounted hinge design allows natural knee movement
- Low profile design minimizes weight and optimizes fit
- Light weight molded EVA foam interior liner for premium comfort
- Strategic ventilation provides maximum cooling
- Post-latching top closure with adjustable hook and loop strap
- Stretch mesh calf-sleeve for cooling and comfort
- Top closure and calf sleeve feature silicone print to ensure secure placement
- Sold in pairs
- Tested and certified according to European Standard EN 1621-1:2012



### WHITE

SIZE	S/M
2704-	0684

### BLACK

SIZE	S/M
2704-	0685



## YOUTH SECTOR GP KNEE GUARDS

Youth Size: S/M.

### Features:

- Durable polypropylene molded panels
- Two adjustable retention straps
- Slim, compact design
- Tested and certified according to European Standard EN 1621-1:2012



### CHARCOAL/YELLOW

SIZE	S/M
2704-	0430

## YOUTH SECTOR KNEE GUARDS

Youth size: S/M.

### Features:

- Durable polypropylene molded panels
- Two adjustable retention straps
- Slim, compact design



### BLACK

SIZE	S/M
2704-	0083

## YOUTH QUADRANT ELBOW GUARDS

Youth size: S/M.

### Features:

- Adjustable closure system
- Moisture wicking interior panel
- Sewn in foam elbow donut
- Extensive vent channels



### BLACK

SIZE	S/M
2706-	0138

## YOUTH MX COOL SOCKS

Youth Size: 1-6.

### Features:

- Moisture wicking Cool Max®
- Traditional length MX sock
- Ribbed panels in cuff



### ACID/MIDNIGHT

SIZE	1-6
3431-	0663

### GRAY/BLACK

SIZE	1-6
3431-	0664

## YOUTH MX SOCKS

Youth Size: 1-6.

### Features:

- Thick, traditional length MX sock
- Ribbed panels in cuff, ankle and instep
- Ideal for use with knee braces



### RED/WHITE

SIZE	1-6
3431-	0661

### BLACK/WHITE

SIZE	1-6
3431-	0662



### CAMO/GREEN/ACID

SIZE	1-6
3431-	0660

### CAMO/GRAY/WHITE

SIZE	1-6
3431-	0659

**MX-24 BAG COLLECTION**

# ***MADE TO GET YOU THERE***

When it comes to travel, success is in the details. Whether a short trip to the track or an extended journey we've got you covered. Our 2024 bag collection is packed with premium features and strategically placed storage for all of your travel and ride essentials.





# TRANSIT WHEELIE BAG

## Features:

- TPR ventilation throughout
- PU Backed boot compartment for durability & cleaning
- Micro fleece lined helmet & goggle pocket Roll-out changing mat
- Mesh pockets along both sides of main compartment
- Large main compartment is ventilated on both sides Retractable push button handle for ease of movement
- Durable reinforced handles
- Oversized rolling wheels
- Cinch straps to compress bag height
- 1200D Ballistic polyester shell, 210D polyester lining
- Durable molded base
- Standard dimensions: 37" (l) x 16.75" (w) x 17.75"(h)
- Metric dimensions: 93.38 cm (l) x 42.5 cm (w) x 45 cm (h)



**CHARCOAL/HEATHER**  
3512-0299

**HAIKEN DEEGAN**



## CIRCUIT BAG

### Features:

- TPR ventilation throughout
- PU Backed boot compartment for durability & cleaning
- Micro fleece lined helmet & goggle pocket
- Roll-out changing mat
- Mesh pockets along both sides of main compartment
- Large main compartment is ventilated on both sides
- Durable reinforced handles
- Adjustable padded shoulder strap
- 1200D Ballistic polyester shell, 210D polyester lining
- Durable base
- Standard dimensions: 33" (l) x 15" (w) x 16.5" (h)
- Metric dimensions: 84 cm (l) x 38 cm (w) x 42 cm (h)



**CHARCOAL/HEATHER**  
3512-0302

## JETWAY BAG

### Features:

- Reinforced telescoping handle and two external grab handles.
- Smooth rolling wheels for optimum mobility.
- Durable, internal plastic base and plastic skid-bar.
- Constructed of durable, wear resistant woven 600D Polyester.
- Two Airport security friendly external pockets.
- Airline regulation carry-on size.
- Padded pocket for laptop and electronics.
- Two internal storage compartments.
- Standard dimensions: 21 3/8" (h) x 15 1/4" (w) x 10 1/8" (d)
- Metric dimensions: 54,29 cm (h) x 38,74 cm (w) x 25,72 cm (d)



**CHARCOAL/HEATHER**  
3512-0300

# VAULT PACK

## Features:

- Race radio pocket measuring 6" (h) x 3.5" (w) / 15.24 cm (h) x 8.9 cm (w)
- Built in tool roll with elastic tool slots
- Large padded waist belt evenly distributes weight
- Coated mesh pocket for bolts and other small tools
- THOR reflective logo
- Nylon lined 600D polyester throughout
- Standard dimensions: 26" (l) x 6" (h) x 3" (d)
- Metric dimensions: 66 cm (l) x 15.24 cm (h) x 7.62 cm (d)



**CHARCOAL/HEATHER**  
3510-0173



*Built in tool roll with elastic tool slots  
(Tools not included)*

# SLAM BACKPACK

## Features:

- Large main compartment with padded laptop sleeve
- Micro fleece lined glasses/media pocket
- Internal mesh pocket
- Reverse face YKK® water resistant zip on front
- Adjustable front sliding closure
- THOR reflective logo
- 1200D Ballistic polyester/600D with PU coating throughout
- Standard dimensions: 19" (l) x 11" (w) x 7" (d)
- Metric dimensions: 48.26 cm (l) x 28 cm (w) x 18 cm (d)



**CHARCOAL/HEATHER**  
3517-0522



## HELMET BAG

### Features:

- Micro fleece lined helmet bag
- Double stitched reinforced handle
- Ventilation holes promote airflow and decrease odor
- 1200D ballistic polyester shell
- Standard dimensions: 16" (l) x 10" (w) x 12" (h)
- Metric dimensions: 140.64 cm (l) x 25.4 cm (w) x 30.5 cm (h)



**CHARCOAL/HEATHER**  
3514-0047

## GOGGLE BAG

### Features:

- Easily stores four goggles between adjustable foam padded inserts
- Additional pockets to hold extra lenses, tear-offs, rolls of film and accessories
- Double stitched reinforced handle
- 1200D ballistic polyester shell with nylon support piece that provides structure
- Stress free way to organize your eyewear
- Standard dimensions: 16" (l) x 9.5" (w) x 4.5" (h)
- Metric dimensions: 40.64 cm (l) x 24.13 cm (w) x 11.43 cm (h)



**CHARCOAL/HEATHER**  
3512-0312

# RESERVOIR PACK



## Features:

- 3 liter BPA-free bladder with an easy clean, big bore top
- Magnetic bite valve holder
- Thermal lined bladder compartment
- Sternum strap and buckle keep gear secured
- Pack harness is angled away from the underarms giving total freedom of movement
- Harness made with air mesh for ventilation
- Neoprene hydration tube sleeve Large main compartment and secondary compartment with internal mesh pockets
- Straps on front to cinch down additional luggage
- Reverse face YKK® water resistant zip on front
- Micro fleece lined glasses/media pocket
- THOR reflective logo
- 1200D ballistic polyester/600D reversed faced poly shell
- Standard dimensions: 20" (l) x 11" (w) x 6" (d)
- Metric dimensions: 50.8 cm (l) x 28 cm (w) x 15.25 cm (d)



**BITE VALVE**  
3519-0057



**3L BLADDER**  
3519-0060

**CHARCOAL/HEATHER**  
3519-0073



## HYDRANT PACK



### Features:

- 2 liter BPA-free bladder with an easy clean, big bore top
- Magnetic bite valve holder
- Thermal lined bladder compartment helps keep fluids cool
- Sternum strap and buckle keep gear secured
- Pack harness is angled away from the underarms giving total freedom of movement
- Harness made with air mesh for ventilation
- Internal mesh pocket for organization
- Neoprene hydration tube sleeve helps keep fluid cool
- Reverse face YKK® water resistant zip on front
- Micro fleece lined glasses/media pocket
- THOR reflective logo
- 1200D ballistic polyester/600D reversed faced poly shell
- Standard dimensions: 16" (l) x 8.5" (w) x 2" (d)
- Metric dimensions: 40.64 cm (l) x 21.59 cm (w) x 5 cm (d)



**BITE VALVE**  
3519-0057



**2L BLADDER**  
3519-0059

**CHARCOAL/HEATHER**  
3519-0074

## VAPOR PACK



### Features:

- 1.5 liter BPA-free bladder with an easy clean, big bore top
- Magnetic bite valve holder
- Thermal lined bladder compartment helps keep fluids cool
- Sternum strap and buckle keep gear secured
- Pack harness is angled away from the underarms giving total freedom of movement
- Harness made with air mesh for ventilation
- Neoprene hydration tube sleeve helps keep fluid cool
- External zippered pocket
- Reverse face YKK® water resistant zip on front
- Micro fleece lined glasses/media pocket
- THOR reflective logo
- 1200D ballistic polyester/600D reversed faced poly shell
- Standard dimensions: 16" (l) x 10" (w) x .5" (d)
- Metric dimensions: 40.64 cm (l) x 25.4 cm (w) x .125 cm (d)



**BITE VALVE**  
3519-0057



**1.5L BLADDER**  
3519-0058

**CHARCOAL/HEATHER**  
3519-0072



# FORMULA ZIP-UP

Sizes: S-2XL.

Heavyweight 80% cotton, 20% polyester zip-up hooded sweatshirt with screen printed graphics.



## CHARCOAL HEATHER

SIZE	S	M	L	XL	2XL
3050	6663	6664	6665	6666	6667



## GUNMETAL HEATHER

SIZE	S	M	L	XL	2XL
3050	6668	6669	6670	6671	6672

# DIVISION PULLOVER

Sizes: S-2XL.

Heavyweight, 80% Cotton 20% Polyester hooded sweatshirt with screen printed graphics.



## FOREST CAMO

SIZE	S	M	L	XL	2XL
3050-	6306	6307	6308	6309	6310

## BLACK

SIZE	M	L	XL	2XL
3050	6302	6303	6304	6305

# CORPO PULLOVER

Sizes: S-5XL.

Heavyweight, 80% Cotton 20% Polyester hooded sweatshirt with screen printed graphics.



## NAVY

SIZE	S	M	L	XL	2XL	3XL	4XL
3050	6293	6294	6295	6296	6297	6298	6299

## BLACK

SIZE	S	M	L	XL	2XL	3XL	4XL	5XL
3050	6655	6656	6657	6658	6659	6660	6661	6662

## SOFT SHELL JACKET

Sizes: S-2XL.

### Features:

- Water resistant polyester shell with fleece interior
- Adjustable cuff closures
- Barrel lock hood and bottom adjusters
- Two front hand zipper pockets
- Front chest pocket with media port
- High density screen print graphic



### BLACK

SIZE	S	M	L	XL	2XL
2920-	0678	0679	0680	0681	0682

## CALIBER WINDBREAKER

Sizes: S-3XL.

### Features:

- Lightweight hooded windbreaker
- 100% nylon shell
- 100% polyester lining
- Drawstring cinches on hood
- Screen printed graphics
- Zip-up front
- Dual side pockets



### BLACK

SIZE	S	M	L	XL	2XL	3XL
3001-	1445	1446	1447	1448	1449	1450

## LITE JACKET

Sizes: S-4XL.

### Features:

- Main fabric constructed of Cotton Canvas with oxford weave
- Fabric weight: 310g/sm - 100% Cotton
- 100% Polyester Taffeta lining
- Two front chest pockets with button closure
- Two front hand pockets with zipper closure
- Copper finished THOR branded buttons



### BLACK

SIZE	S	M	L	XL	2XL	3XL	4XL
2920-	0708	0709	0710	0711	0712	0713	0714

## OVERSHIRT

Sizes: S-4XL.

### Features:

- Main fabric constructed Cotton Oxford weave
- Material weight: 275g/sm - 100% Cotton
- Copper finished THOR branded buttons



### GRAY

SIZE	S	M	L	XL	2XL	3XL	4XL
2950-	0051	0052	0053	0054	0055	0056	0057

## STANDARD WORKSHIRT

Sizes: S-2XL.

65% polyester, 35% cotton button up work shirt with embroidered patch.



### BLACK

SIZE	S	M	L	XL	2XL
3040-	2613	2614	2615	2616	2617

## LOUD POLO

Sizes: S-2XL.

100% polyester performance knit polo shirt with screen printed logo.



### BLACK

SIZE	S	M	XL
3040-	2618	2619	2621





## MASK TEE

Sizes: S-3XL.

Black 100% cotton, Heather Gray 52% Cotton 48% Polyester tee shirt with screen printed logo graphics.



### BLACK

SIZE	S	M	L	XL	2XL	3XL
3030	22574	22575	22576	22577	22578	22579

### JADE BLACK HEATHER

SIZE	S	M	L	XL	2XL	3XL
3030	22580	22581	22582	22583	22584	22585

## ORIGIN TEE

Sizes: S-2XL.

Heather Gray 90% Cotton, 10% Polyester



### GRAY

SIZE	S	M	L	XL	2XL
3030	22551	22552	22553	22554	22555

## CORPO TEE

Sizes: S-5XL.

100% cotton, or 90% cotton, 10% polyester (Heather Gray) tee shirt with screen printed graphics.



### RED

SIZE	S	M	L	XL	2XL	3XL	4XL	5XL
3030	22497	22498	22499	22500	22501	22502	22503	22504

### BLACK

SIZE	S	M	L	XL	2XL	3XL	4XL	5XL
3030	22481	22482	22483	22484	22485	22486	22487	22488

### HEATHER GRAY

SIZE	S	M	L	XL	2XL	3XL	4XL	5XL
3030	22505	22506	22507	22508	22509	22510	22511	22512

### DARK HEATHER BLUE

SIZE	S	M	L	XL	2XL	3XL	4XL	5XL
3030	22489	22490	22491	22492	22493	22494	22495	22496

### WHITE

SIZE	S	M	L	XL	2XL	3XL	4XL	5XL
3030	22513	22514	22515	22516	22517	22518	22519	22520

### ROYAL

SIZE	S	M	L	XL	2XL	3XL	4XL	5XL
3030	22521	22522	22523	22524	22525	22526	22527	22528

## CHARGE TEE

Sizes: S-2XL.

100% cotton tee shirt with screen printed logo graphics.



### CHARCOAL

SIZE	S	M	L	XL	2XL
3030	23586	23587	23588	23589	23590

### WHITE

SIZE	S	M	L	XL	2XL
3030	23581	23582	23583	23584	23585

## CHANNEL TEE

Sizes: S-2XL.

100% cotton tee shirt with screen printed logo graphics.



### BLACK

SIZE	S	M	L	XL	2XL
3030	23571	23572	23573	23574	23575

### NAVY

SIZE	S	M	L	XL	2XL
3030	23576	23577	23578	23579	23580

## VELO TEE

Sizes: S-2XL.

100% cotton tee shirt with screen printed logo graphics.



### SILVER

SIZE	S	M	L	XL	2XL
3030	23611	23612	23613	23614	23615

### CHARCOAL

SIZE	S	M	L	XL	2XL
3030	23606	23607	23608	23609	23610

## CALIBER TEE

Sizes: S-2XL.

100% cotton tee shirt with screen printed logo graphics.



### MAROON

SIZE	S	M	L	XL	2XL
3030	23561	23562	23563	23564	23565

### NAVY

SIZE	S	M	L	XL	2XL
3030	23556	23557	23558	23559	23560

### CHARCOAL

SIZE	S	M	L	XL	2XL
3030	23566	23567	23568	23569	23570

## FORMULA TEE

Sizes: S-2XL.

100% cotton tee shirt with screen printed logo graphics.



### RED

SIZE	S	M	L	XL	2XL
3030	23596	23597	23598	23599	23600

### SILVER

SIZE	S	M	L	XL	2XL
3030	23601	23602	23603	23604	23605

### CHARCOAL

SIZE	S	M	L	XL	2XL
3030	23591	23592	23593	23594	23595

## TECH TEE

Sizes: S-5XL.

Black 100% Cotton, Sport Gray 90% cotton 10% Polyester



### BLACK

SIZE	S	M	L	XL	2XL	3XL	4XL	5XL
3030	22614	22615	22616	22617	22618	22619	22620	22621

### SPORT GRAY

SIZE	S	M	L	XL	2XL	3XL	4XL	5XL
3030	22622	22623	22624	22625	22626	22627	22628	22629

## BUILT TEE

Sizes: S-2XL.

Black 100% Cotton, Heather Gray 90% cotton 10% Polyester.



### HEATHER GRAY

SIZE	S	M	L	XL	2XL
3030	23551	23552	23553	23554	23555

### BLACK

SIZE	S	M	L	XL	2XL
3030	23546	23547	23548	23549	23550

## AEROSOL TEE

Sizes: S-2XL.

Black 100% Cotton, Indigo 52% cotton 48% Polyester.



### BLACK

SIZE	S	M	L	XL	2XL
3030	23536	23537	23538	23539	23540

### INDIGO

SIZE	S	M	L	XL	2XL
3030	23541	23542	23543	23544	23545



## STAR RACING SOFT SHELL JACKET

Sizes: S-2XL.

### Features:

- Water resistant polyester shell with fleece interior
- Adjustable cuff closures
- Barrel lock hood and bottom adjusters
- Two front hand zipper pockets
- Front chest pocket with media port
- High density screen print graphic



### BLUE

SIZE	S	M	L	XL	2XL
2920-	0683	0684	0685	0686	0687

## STAR RACING CHAMP ZIP-UP

Sizes: S-2XL.

Midweight 80% cotton, 20% polyester zip-up hooded sweatshirt with screen printed Star Racing graphics.



### BLACK

SIZE	S	M	L	XL	2XL
3050-	5959	5960	5961	5962	5963

## STAR RACING CHAMP TEE

Sizes: S-2XL.

Black 100% Cotton, Heather Gray 90% cotton 10% Polyester.



### BLACK

SIZE	S	M	L	XL	2XL
3070-	1143	1144	1145	1146	1147

### HEATHER GRAY

SIZE	S	M	L	XL	2XL
3070-	1148	1149	1150	1151	1152

## STAR RACING CHAMP SNAPBACK

One size fits most.

Five panel classic fit flat bill adjustable snapback with woven patch.



NAVY  
2501-3824

## CALIBER SNAPBACK

One size fits most.

Six panel mesh backed adjustable snapback with woven patch.



**GRAY/YELLOW**  
2501-4155

**BLACK/GRAY**  
2501-4156

## BUILT SNAPBACK

One size fits most.

Six panel adjustable snapback with woven patch.



**ARMY**  
2501-4157

**CHARCOAL**  
2501-4158

## GLOBAL SNAPBACK

One size fits most.

Six panel adjustable snapback with woven patch.



**NAVY**  
2501-4153

**CAMO**  
2501-4154

## SEGMENT SNAPBACK

One size fits most.

Five panel Flexfit curved brim adjustable snapback.



**BLACK/GRAY**  
2501-4159

**NAVY/RED**  
2501-4160

## SECTION SNAPBACK

One size fits most.

Six panel adjustable snapback with TPU patch.



**BLACK**  
2501-4151

**NAVY**  
2501-4152

## CHECKER BEANIE

One size fits most.

Loose knit acrylic beanie with woven patch.



**BLACK**  
2501-3680

**GRAY**  
2501-3681

## STRAW HAT

One size fits most.

Beach style straw hat with drawstring cord.



**TAN**  
2501-4002

## WOMENS AEROSOL ZIP-UP

Sizes: S-XL.

Midweight 80% cotton, 20% polyester zip-up hooded sweatshirt with screen printed graphics.



### GUNMETAL HEATHER

SIZE	S	M	L	XL
3051	1215	1216	1217	1218

## WOMENS SCRIPT PULLOVER

Sizes: S-XL.

Midweight, 80% Cotton 20% Polyester hooded sweatshirt with screen printed graphics.



### WINE

SIZE	S	M	L	XL
3051	1191	1192	1193	1194

## WOMENS 8 BIT TEE

Sizes: S-XL.

100% cotton tee shirt with screen printed logo graphics.



### RED

SIZE	S	M	L	XL
3031	4227	4228	4229	4230

### BLACK

SIZE	S	M	L	XL
3031	4223	4224	4225	4226

## WOMENS CALIBER TEE

Sizes: S-XL.

100% cotton tee shirt with screen printed logo graphics.



### BLACK

SIZE	S	M	L	XL
3031	4231	4232	4233	4234



## WOMENS THUNDER TEE

Sizes: S-XL.

60% Cotton 40% Polyester tee shirt with screen printed logo graphics.



### BLACK

SIZE	S	M	L	XL
3031	4114	4115	4116	4117

## WOMENS THUNDER TANK

Sizes: S-XL.

60% Cotton 40% Polyester tee shirt with screen printed logo graphics.



### MILITARY GREEN

SIZE	S	M	L	XL
3031	4126	4127	4128	4129

### BLACK

SIZE	S	M	L	XL
3031	4122	4123	4124	4125

## WOMENS SCRIPT CROP TOP

Sizes: S-XL.

60% Cotton 40% Polyester tee shirt with screen printed logo graphics.



### WHITE

SIZE	S	M	L	XL
3031	4098	4099	4100	4101

### CHARCOAL

SIZE	S	M	L	XL
3031	4102	4103	4104	4105

## YOUTH CORPO PULLOVER

Sizes: S-XL.

Midweight, 80% Cotton 20% Polyester hooded sweatshirt with screen printed graphics.



### BLACK

SIZE	S	M	L	XL
3052	0653	0654	0655	0656

## YOUTH AEROSOL ZIP-UP

Sizes: S-XL.

Midweight 80% cotton, 20% polyester zip-up hooded sweatshirt with screen printed graphics.



### NICKEL

SIZE	S	M	L	XL
3052	0685	0686	0687	0688

## YOUTH AEROSOL TEE

Sizes: S-XL.

60% Cotton 40% Polyester tee shirt with screen printed logo graphics.



### RED

SIZE	XS	S	M	L	XL
3032	3720	3721	3722	3723	3724

### BLACK

SIZE	XS	S	M	L	XL
3032	3725	3726	3727	3728	3729

## YOUTH BUILT TEE

Sizes: S-XL.

60% Cotton 40% Polyester tee shirt with screen printed logo graphics.



### BLACK

SIZE	XS	S	M	L	XL
3032	3730	3731	3732	3733	3734

## YOUTH CHARGE TEE

Sizes: S-XL.

60% Cotton 40% Polyester tee shirt with screen printed logo graphics.



### DARK HEATHER GRAY

SIZE	XS	S	M	L	XL
3032	3735	3736	3737	3738	3739

## YOUTH STONE TEE

Sizes: S-XL.

60% Cotton 40% Polyester tee shirt with screen printed logo graphics.



### BLACK

SIZE	XS	S	M	L	XL
3032	3582	3583	3584	3585	3586

## YOUTH TECH TEE

Sizes: S-XL.

60% Cotton 40% Polyester tee shirt with screen printed logo graphics.



### CHARCOAL

SIZE	XS	S	M	L	XL
3032	3587	3588	3589	3590	3591

## YOUTH CORPO TEE

Sizes: S-XL.

60% Cotton 40% Polyester tee shirt with screen printed logo graphics.



### BLACK

SIZE	XS	S	M	L	XL
3032	3612	3613	3614	3615	3616

### CHARCOAL

SIZE	XS	S	M	L	XL
3032	3627	3628	3629	3630	3631

## YOUTH GIRLS CALIBER TEE

Sizes: S-XL.

100% cotton tee shirt with screen printed logo graphics.



### CANCUN

SIZE	XS	S	M	L	XL
3032	3745	3746	3747	3748	3749

## YOUTH GIRLS AEROSOL

Sizes: S-XL.

100% cotton tee shirt with screen printed logo graphics.



### BLACK

SIZE	XS	S	M	L	XL
3032	3740	3741	3742	3743	3744

## YOUTH GIRLS STADIUM TEE

Sizes: S-XL.

100% cotton tee shirt with screen printed logo graphics.



### WHITE

SIZE	XS	S	M	L	XL
3032	3642	3643	3644	3645	3646

### BLACK

SIZE	XS	S	M	L	XL
3032	3647	3648	3649	3650	3651

## TODDLER CORPO TEE

Sizes: 2T-4T.

100% cotton, or 93% cotton, 7% polyester (Heather Gray) tee shirt with screen printed graphics.



### BLACK

SIZE	2T	3T	4T
3032	3570	3571	3572



### RED

SIZE	2T	3T	4T
3032	3576	3577	3578



### DARK HEATHER GRAY

SIZE	2T	3T	4T
3032	3573	3574	3575



### ROYAL

SIZE	2T	3T	4T
3032	3579	3580	3581

## TODDLER AEROSOL TEE

Sizes: 2T-4T.

100% cotton, or 93% cotton, 7% polyester (Heather Gray) tee shirt with screen printed graphics.



### BLACK

SIZE	2T	3T	4T
3032	3717	3718	3719



### HEATHER GRAY

SIZE	2T	3T	4T
3032	3714	3715	3716

## INFANT AEROSOL SUPERMINI

Sizes: 0-24.

100% cotton, or 93% cotton, 7% polyester (Heather Gray) infant supermini with screen printed graphics.



### GRAPHITE

SIZE	0-6	6-12	12-18	18-24
3032	3710	3711	3712	3713



### TURQUOISE

SIZE	0-6	6-12	12-18	18-24
3032	3706	3707	3708	3709

## INFANT STONE SUPERMINI

Sizes: 0-24.

100% cotton infant supermini with screen printed graphics.



### BLACK

SIZE	0-6	6-12	12-18	18-24
3032	3554	3555	3556	3557

## BIKE TRIM DECAL PACK

2 pack of 9.5" x 13" decal sheets.



**BLACK & WHITE (2 PACK)**  
4320-2027

## JERSEY I.D. KIT

Get the factory look on your jersey with our Jersey I.D. kit. Iron-on transfer letters and numbers in black, white and gray to show on any color.



**BLACK/WHITE/GRAY**  
2950-0040

### LETTERS:

- (6) Each of: A
- (5) Each of: E, I, O, U, C
- (4) Each of: F, B, M, R, S
- (3) Each of: D, F, G, N, T
- (2) Each of: H, J, K, L, P, Q, V-Z

### NUMBERS:

- (4) Each of: 1, 2
- (3) Each of: 3
- (2) Each of: 4-9, 0
- Assorted THOR logos

## DECAL SHEET

9.5" x 13" decal sheets.



**CORPO**  
4320-2025



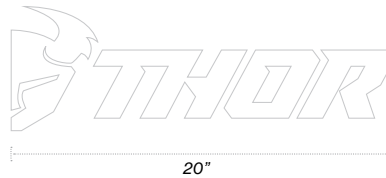
**HERITAGE**  
4320-1572



**RACE**  
4320-2181

## VEHICLE DECALS

Die-cut vehicle decals for trailers and windshields.



**20" Windshield Decal (White)**  
4320-2028

## DIE CUT DECALS

6 packs (3 black, 3 white) of die cut stickers in 9", 5", 3" lengths.



**9" (3 WHITE, 3 BLACK)**  
4320-2030



**5" (3 WHITE, 3 BLACK)**  
4320-2031



**3" (3 WHITE, 3 BLACK)**  
4320-2032

## THOR BANNER

8' x 3' vinyl banner with black metal grommets.



**YELLOW BLACK**  
9905-0048

# CANOPY

Stay cool track-side with the 10' x 10' (3m x 3m) collapsible canopy. Quick release folding frame, makes for fast and easy set up and take down. Features a 420D polyester fabric top with PVC backing and water resistant double stitch flat fell seams, taped and sealed. Sturdy 40mm aluminum hex frame with carry bag included. \*Replacement parts available.



**BLACK/YELLOW**  
4030-0060

**TOP ONLY**  
4030-0027



**RED/WHITE/BLUE**  
4030-0066

**TOP ONLY**  
4030-0068

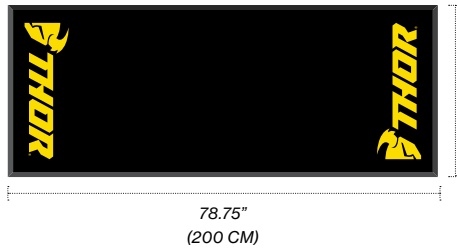


**BLACK/WHITE**  
4030-0065

**TOP ONLY**  
4030-0067

# ABSORBENT PIT PAD, LARGE

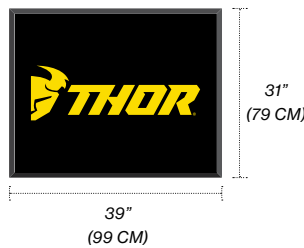
Anti-slip, UV protected woven multi-layered, easy to clean bike mat with rubberized bottom to prevent sliding. Dimensions: 31.5" (80 cm) w x 78.75" (200 cm) h.



**BLACK**  
9905-0111

# ABSORBENT PIT PAD, SMALL

Anti-slip, UV protected woven multi-layered, easy to clean bike mat with rubberized bottom to prevent sliding. Dimensions: 39" (99 cm) w x 31" (79 cm) h.



**BLACK**  
9905-0110

# UMBRELLA

60" diameter umbrella with push button open and graphite shaft for strength.



**BLACK/WHITE**  
9501-0223

# LANYARD

Sublimated nylon lanyard with metal flashing hook.



**BLACK**  
9501-0284

# TUMBLER

17 oz. / 500 ml stainless steel tumbler.



**STAINLESS**  
9501-0222

# HITCH COVER

Steel hitch cover.



**BLACK/WHITE**  
9905-0164





An aerial photograph of a dirt road winding through a dark, textured landscape. A trail of dust is kicked up behind a vehicle, creating a bright, hazy path that leads towards the top right of the frame. The overall scene is dramatic and atmospheric.

*Hallman*

C O L L E C T I O N

# DIFFER JERSEY

Sizes: S-3XL.

## Jersey Features:

- Laser cut ventilation for optimized cooling
- Dimple mesh paneling
- Durable polyester main fabric
- 4-way stretch cuff and collar
- Performance fit
- Hybrid set-in sleeve
- Performance construction
- Moisture wicking materials



**DIFFER SLICE CHARCOAL/BLACK**

JERSEY	S	M	L	XL	2XL	3XL
2910-	7127	7128	7129	7130	7131	7132



**DIFFER SLICE WHITE/RED**

JERSEY	S	M	L	XL	2XL	3XL
2910-	7133	7134	7135	7136	7137	7138



**DIFFER DRAFT BLACK/WHITE**

SIZE	M	L	XL	2XL	3XL
2910-	6598	6599	6600	6601	6611



**DIFFER DRAFT WHITE/RED/NAVY**

SIZE	S	M	L	XL	2XL	3XL
2910-	6602	6603	6604	6605	6606	6612

# DIFFER JERSEY

Sizes: S-3XL.

## Jersey Features:

- Laser cut ventilation for optimized cooling
- Dimple mesh paneling
- Durable polyester main fabric
- 4-way stretch cuff and collar
- Performance fit
- Hybrid set-in sleeve
- Performance construction
- Moisture wicking materials



**DIFFER ROOSTED WHITE/BLACK**

SIZE	S	M	L	XL	2XL	3XL
2910-	7115	7116	7117	7118	7119	7120

**DIFFER ROOSTED LEMON**

SIZE	S	M	L	XL	2XL	3XL
2910-	7121	7122	7123	7124	7125	7126



**DIFFER CHEQ WHITE/RED/BLUE**

SIZE	S	M	L	XL	2XL	3XL
2910-	6577	6578	6579	6580	6581	6607

**DIFFER CHEQ BLACK/WHITE**

SIZE	S	M	L	XL	2XL	3XL
2910-	6582	6583	6584	6585	6586	6608

**DIFFER CHEQ YELLOW/BLACK**

SIZE	S	M	L	XL	2XL	3XL
2910-	6587	6588	6589	6590	6591	6609

# DIFFER PANT

Sizes: 28-44.

## Features:

- Designed to offer the optimal balance between mobility and durability
- Constructed with 600D in high-wear zones
- Polyester In-Motion panels improve flexibility and durability throughout
- Durable nylon saddle construction
- Full grain leather knee panels for optimal grip and durability
- Durable stitching throughout
- Laser-cut ventilation
- Mesh lower leg panels
- Dual side-cinch system for precise waist adjustment
- Ratchet adjustable fly closure
- Pre-curved chassis design assumes active riding position
- Athletic mesh comfort liner



### DIFFER CHEQ BLACK/WHITE

SIZE	28	30	32	34	36	38	40	42	44
2901-	9516	9517	9518	9519	9520	9521	9522	9523	9524



### DIFFER SLICE CHARCOAL/BLACK

SIZE	28	30	32	34	36	38	40	42	44
2901-	10295	10296	10297	10298	10299	10300	10301	10302	10303



### DIFFER SLICE WHITE/RED

SIZE	28	30	32	34	36	38	40	42	44
2901-	10304	10305	10306	10307	10308	10309	10310	10311	10312

# LEGEND PANT

Sizes: 28-44.

## Features:

- Vintage style sewn on graphics
- Pre-curved Rapid-Flex™ knee for maximum comfort
- Adjustable hip side cinches
- Ratchet style closure
- Double and triple stitching for durability
- Abrasion tolerant materials
- Full grain leather knee panels
- Athletic mesh liner
- Interior hip pocket



## NAVY

PANT	28	30	32	34	36	38	40	42	44
2901-	10313	10314	10315	10316	10317	10318	10319	10320	10321



## BLACK

SIZE	28	30	32	34	36	38	42
2901-	7753	7754	7755	7756	7757	7758	7760



## TAN

SIZE	28	30	32	34	36	38	40
2901-	7993	7994	7995	7996	7997	7998	7999

# DIGIT GLOVES

Sizes: XS-2XL.

## Features:

- Vintage inspired MX glove
- Vented goat skin panel and foam knuckle guards
- 4-way stretch mesh panels allow full range of motion
- Vented mesh backhand and perforated palms
- Hook and loop wrist closure for secure and custom fit
- Silicone treated finger tips for improved lever control
- Single-layer synthetic leather palm



**WHITE/NAVY**

SIZE	XS	S	M	L	XL	2XL
3330-	6770	6771	6772	6773	6774	6775



**BLACK/YELLOW**

SIZE	XS	S	M	L	XL	2XL
3330-	6776	6777	6778	6779	6780	6781

# MAINSTAY GLOVES

Sizes: XS-2XL.

## Features:

- Silicone treated fingertips for improved lever control
- Hook and loop wrist closure
- Perforated Clarino® palm
- Minimalist chassis design
- Wrapped inner-thumb for durability
- Athlete inspired fit and function
- Touch screen compatible palm and finger material



**SLICE WHITE/RED**

SIZE	XS	S	M	L	XL	2XL
3330-	7291	7292	7293	7294	7295	7296



**SLICE CHARCOAL/BLACK**

SIZE	XS	S	M	L	XL	2XL
3330-	7297	7298	7299	7300	7301	7302



**ROOSTED BLACK/WHITE**

SIZE	XS	S	M	L	XL	2XL
3330-	7309	7310	7311	7312	7313	7314

**ROOSTED NAVY/LEMON**

SIZE	XS	S	M	L	XL	2XL
3330-	7303	7304	7305	7306	7307	7308

# GP GLOVES

Sizes: S-2XL.

Designed with authentic Hallman style, built for the street. The GP glove uses premium leather construction with strategically placed reinforcements to provide comfort and performance on the road. A true modern classic, the GP glove delivers best in style and function.

## Features:

- Vintage inspired design
- Vented premium grade cow leather construction
- Double layer palm overlay for a satisfied grip
- Perforated top hand with internal mesh promotes airflow
- Touch screen compatible thumb and index finger
- Leather re-enforced top of fingers add coverage and durability
- Hook and Loop wrist closure for secure fastening and custom fit



TOUCH  
SCREEN  
COMPATIBLE

## BLACK

SIZE	S	M	L	XL	2XL
3330-	6048	6049	6050	6051	6052

# COMBAT GOGGLE

## Features:

- Drilled frame ports for increased ventilation and fog resistance
- Anti-fog, scratch resistant lens with UV protection
- Clear lens mounted (Replacement lenses available)
- Dual post tear-off system ready (Tear-off packs available)
- Single layer 12mm face foam for secure seal
- Adjustable woven strap with silicone grip for secure fit
- Plush goggle bag included for safe storage
- Supports Total Vision System (Sold separately)
- Tested and certified according to European Standard EN 1938:2010



**BLACK**  
2601-2710

# COMBAT & COMBAT SAND LENSES AND TEAR-OFFS



**CLEAR**  
2602-0801



**SMOKE**  
2602-0802



**MIRRORED**  
2602-0803



**BLUE**  
2602-0804



**GREEN**  
2602-0805



**IRIDIUM**  
2602-0807



**GOLD**  
2602-0838



**TEAR OFFS**  
**CLEAR (10 PACK)** 2602-0869  
**LAMINATED (14 PACK)** 2602-0870

# GP JACKET

Sizes: S-2XL.

## Features:

- Vintage inspired design
- Classic fit with ride function
- Premium 2-way stretch Cordura® denim, with black satin lining
- Removable zip off hood with cord lock adjuster
- Micro fleece lined extended collar for increased coverage
- Quilted, insulated removable vest liner
- Front zipper closure with button snap cover
- Interior jacket pockets accessible through vest liner
- Two interior chest pockets
- Adjustable wrist closure
- Full back vent with cover flap
- Brass Hallman branded buttons
- Two front hand pockets with zipper closure
- Hallman branded zipper pulls
- YKK zippers throughout



## DENIM

SIZE	S	M	L	XL	2XL
2920-	0631	0632	0633	0634	0635

# LITE JACKET

Sizes: S-4XL.

## Features:

- Main fabric constructed with waxed-cotton for added durability
- Fabric weight: 375g/sm - 65% Polyester, 35% Cotton
- 100% Polyester Taffeta lining
- Two front chest pockets with button closure
- Two front hand pockets with zipper closure
- Copper finished Hallman branded buttons



## BLACK

SIZE	S	M	L	XL	2XL	3XL	4XL
2920-	0715	0716	0717	0718	0719	0720	0721

# OVERSHIRT

Sizes: S-4XL.

## Features:

- Main Fabric constructed of Cotton Canvas with oxford weave
- Fabric weight: 310g/sm - 100% Cotton
- Copper finished Hallman branded buttons



## BLACK

SIZE	S	M	L	XL	2XL	3XL	4XL
2950-	0044	0045	0046	0047	0048	0049	0050



# HERITAGE ZIP-UP

Sizes: S-2XL.

Midweight 80% cotton, 20% polyester zip-up hooded sweatshirt with screen printed graphics.



**BLACK**

SIZE	S	M	L	XL	2XL
3050-	6332	6333	6334	6335	6336

# LEGACY PULLOVER

Sizes: S-2XL.

80% Cotton 20% Polyester Midweight hooded sweatshirt with screen printed graphics.



**BLACK**

SIZE	S	M	L	XL	2XL
3050	6342	6343	6344	6345	6346

## 2 SMOKER TEE

Sizes: S-2XL.

90% Cotton 10% Polyester tee shirt with screen printed logo graphics.



### GRAY

SIZE	S	M	L	XL	2XL
3030-	23496	23497	23498	23499	23500

## LEGACY TEE

Sizes: S-2XL.

Black 100% Cotton, Heather Gray 52% Cotton 48% Polyester tee shirt with screen printed logo graphics.



### BLACK

SIZE	S	M	L	XL	2XL
3030-	22665	22666	22667	22668	22669

### GRAPHITE HEATHER

SIZE	S	M	L	XL	2XL
3030-	22670	22671	22672	22673	22674

## THROWBACK TEE

Sizes: S-2XL.

100% cotton tee shirt with screen printed logo graphics.



### WHITE

SIZE	S	M	L	XL	2XL
3030-	22685	22686	22687	22688	22689

## ROOSTIN TEE

Sizes: S-2XL.

100% cotton tee shirt with screen printed logo graphics.



### CHARCOAL

SIZE	S	M	L	XL	2XL
3030-	23511	23512	23513	23514	23515

## CZ TEE

Sizes: S-2XL.

52% cotton, 48% polyester tee shirt with screen printed logo graphics.



### INDIGO NAVY HEATHER

SIZE	S	M	L	XL	2XL
3030-	22640	22641	22642	22643	22644

## HL500 TEE

Sizes: S-2XL.

52% cotton, 48% polyester tee shirt with screen printed logo graphics.



### BLACK ONYX

SIZE	S	M	L	XL	2XL
3030-	19586	19587	19588	19589	19590

## HERITAGE TEE

Sizes: S-2XL.

100% cotton tee shirt with screen printed logo graphics.



### BLACK

SIZE	S	M	L	XL	2XL
3030-	22655	22656	22657	22658	22659

### YELLOW

SIZE	S	M	L	XL	2XL
3030-	22660	22661	22662	22663	22664

# CHAMPION TEE

Sizes: S-2XL.

100% cotton tee shirt with screen printed logo graphics.



## NATURAL

SIZE	S	M	L	XL	2XL
3030-	22630	22631	22632	22633	22634

## YELLOW

SIZE	S	M	L	XL	2XL
3030-	22635	22636	22637	22638	22639

# WOMENS GARAGE V-NECK

Sizes: S-XL.

60% Cotton 40% Polyester tee shirt with screen printed logo graphics.



## BLACK

SIZE	S	M	L	XL
3031-	4130	4131	4132	4133

# WOMENS HERITAGE TEE

Sizes: S-XL.

100% cotton tee shirt with screen printed logo graphics.



## BLACK

SIZE	S	M	L	XL
3031-	4138	4139	4140	4141

## TRES TRUCKER

One size fits most.

Five panel mesh back trucker snapback with woven label.



**BLACK**  
2501-3441

## TRIED & TRUE SNAPBACK

One size fits most.

Five panel unstructured hat with screen printed artwork.



**BLACK**  
2501-3678



**WINE**  
2501-3679

## USA SNAPBACK

One size fits most.

Five panel adjustable snapback with embroidered artwork.



**NAVY**  
2501-3675

## SAILOR BEANIE

One size fits most.

Loose knit acrylic beanie with woven label.



**BLACK**  
2501-3682



**GRAY**  
2501-3683

## TRADITION SNAPBACK

One size fits most.


Six panel adjustable snapback with embroidered artwork.



**BLACK**  
2501-4161

## PIT PAD, LARGE

Anti-slip, UV protected woven multi-layered, easy to clean bike mat with rubberized bottom to prevent sliding. Dimensions: 31.5" (80 cm) w x 78.75" (200 cm) h.



**BLACK**  
9905-0113

## PIT PAD, SMALL

Anti-slip, UV protected woven multi-layered, easy to clean bike mat with rubberized bottom to prevent sliding. Dimensions: 39" (99 cm) w x 31" (79 cm) h.



**BLACK**  
9905-0112

## ORIGINAL STICKER PACK


Six pack of Hallman stickers- 3 black, 3 white.



**6 PACK**  
4320-2460

## USA STICKER PACK

Six pack of Hallman stickers- 3 black, 3 white.



**6 PACK**  
4320-2457

## HALLMAN STICKER PACK

Six pack of Hallman stickers.



**6 PACK**  
4320-2046

## THE GOODS STICKER PACK

Black and white 2 pack of 7" die-cut decals.



**6 PACK**  
4320-2459

## ORIGINAL DIE-CUT

Black and white 2 pack of 7" die-cut decals.



**2 PACK**  
4320-2458

## DECAL SHEET

9.5" x 13" decal sheet with various Hallman and THOR logos.



**DECAL SHEET**  
4320-2182

# ADULT SECTOR 2 HELMET SPARE PARTS



## Visor Kits

COLOR		O/S
CARVE BLACK/ACID	0132-	1660
CARVE BLACK/ WHITE	0132-	1661
CARVE CHARCOAL/ORANGE	0132-	1662
CARVE RED/WHITE	0132-	1663
CARVE WHITE/BLACK	0132-	1664
COMBAT MIDNIGHT/ORANGE	0132-	1665
COMBAT COMBAT/BLACK	0132-	1666
WHITEOUT	0132-	1667
BLACKOUT	0132-	1668



## Liners

COLOR		XS	S	M	L	XL	2XL
BLACK/GRAY	0134-	3212	2829	2830	2831	2832	3217



## Cheek Pads

COLOR		XS	S	M	L	XL	2XL
BLACK/GRAY	0134-	3204	3205	3206	3207	3208	3209

# BOOT SPARE PARTS



## Radial Buckle Kits

COLOR		PART #
BLACK	3430-	0882
WHITE	3430-	0883
GREY	3430-	0981
RED	3430-	0982



## Radial Strap Kits

COLOR		PART #
BLACK	3430-	0885
WHITE	3430-	0886
RED/BLACK	3430-	0888
GREY	3430-	0983
RED	3430-	0984



## Radial Outsoles

COLOR		7-8	9	10	11	12-13	14-15
BLACK	3430-	0889	0890	0891	0892	0893	0894
WHITE	3430-	0895	0896	0897	0898	0899	0900
BLACK/RED	3430-	0907	0908	0909	0910	0911	0912
FROST	3430-	0985	0986	0987	0988	0989	0990
ACID	3430-	0991	0992	0993	0994	0995	0996
RED	3430-	0997	0998	0999	1000	1001	1002



## Blitz XR Buckle Kits

COLOR		PART #
ACID	3430-	1028
BLACK	3430-	1029
BLUE	3430-	1030
RED	3430-	1031
WHITE	3430-	1032
GRAY	3430-	1033



## Blitz XR Adult Strap Kits

COLOR		PART #
ACID	3430-	1036
BLACK	3430-	1037
BLUE	3430-	1038
RED	3430-	1039
WHITE	3430-	1040
GRAY	3430-	1041



## Blitz XR Youth Strap Kits

COLOR		PART #
ACID	3430-	1042
BLACK	3430-	1043
BLUE	3430-	1044
RED	3430-	1045
WHITE	3430-	1046
GRAY	3430-	1047



## Blitz XRS Buckle Kits

COLOR		PART #
BLACK	3430-	1034



## Blitz XRS Strap Kits

COLOR		PART #
BLACK	3430-	1035

## Blitz XP Mini Buckle Kits

COLOR		PART #
MINI	3430-	0866



## Blitz XP Mini Strap Kits:

COLOR		10-13
MINI	3430-	0867

## MEN'S JERSEY SIZING

How to measure chest: Measure around fullest part of chest under arms for total chest circumference.

SIZE	S	M	L	XL	2XL	3XL	4XL
CHEST (IN)	32"- 34"	35"- 37"	38"- 40"	41"- 43"	44"- 46"	47"- 50"	51"- 53"
CHEST (CM)	81-86.5	90-94	96.5-101.5	104-109	112-117	119-127	128-136

## MEN'S PANT SIZING

How to measure waist: Place tape measure around stomach 2" below top of hip bone and measure total circumference.

How to measure hip: Measure around hip about 8"/20cm below top of hip bone with feet together.

SIZE	28	29	30	31	32	33	34	36	38	40	42	44	46	48
WAIST (IN)	30"	31"	32"	33"	34"	35"	36"	38"	40"	42"	44"	46"	48"	50"
WAIST (CM)	76.2	78.74	81.28	83.82	86.36	88.9	91.44	96.52	101.6	106.68	111.76	116.84	121	127
HIP (IN)	34"- 35"	35"- 36"	36"- 37"	37"- 38"	38"- 39"	39"- 40"	40"- 41"	42"- 43"	44"- 45"	46"- 47"	48"- 49"	50"- 51"	52"-53"	54"-55"
HIP (CM)	86-89	89-91.5	91.5-94	94-96.5	96.5-99	99-101.5	101.5-104	106.5-109	111.5-114	117-119.5	122-124	127-130	132-134	137-140

## WOMEN'S JERSEY SIZING

How to measure chest: Measure around fullest part of chest under arms for total chest circumference.

SIZE	XS	S	M	L	XL
CHEST (IN)	32"- 33"	34"- 35"	36"- 37"	38"- 40"	41"- 43"
CHEST (CM)	81-84	86-89	91-94	97-102	104-109

## WOMEN'S PANT SIZING

How to measure waist: Place tape measure around stomach just above hip.

How to measure hip: Measure around hip about 6-8in/18cm below waistline with feet together.

SIZE	1/2	3/4	5/6	7/8	9/10	11/12	13/14
WAIST (IN)	24" - 25"	25" - 26"	26" - 27"	27" - 28"	28" - 29.5"	29.5" - 31"	31" - 32.5"
HIP (IN)	34.5" - 35.5"	35.5" - 36.5"	36.5" - 37.5"	37.5" - 38.5"	38.5" - 40"	40" - 41.5"	41.5" - 43"
HIP (CM)	61-63	90-93	93-95	95-98	98-102	102-105	105-109

## YOUTH JERSEY SIZING

How to measure chest: Measure around fullest part of chest under arms for total chest circumference.

SIZE	2XS	XS	S	M	L	XL
CHEST (IN)	20" - 21"	22" - 23"	24" - 25"	26" - 27"	28" - 29"	30" - 31"
CHEST (CM)	51-53	56-58	61-64	66-69	71-73	76-79

## YOUTH PANT SIZING

How to measure waist: Place tape measure around stomach just above hip.

SIZE	18	20	22	24	26	28
WAIST (IN)	18" - 19"	20" - 21"	22" - 23"	24" - 25"	26" - 27"	28" - 29"
WAIST (CM)	46-48	51-53	56-58	61-64	66-69	71-74

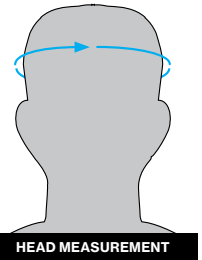
## ADULT HELMET SIZING

How to measure head: Wrap a flexible tape measure around your head approximately one inch above the eyebrows and ears. Use this measurement (in either inches or centimeters) to find your helmet size.

SIZE	XS	S	M	L	XL	2XL	3XL	4XL
INCHES	20 7/8" - 21 1/4"	21 3/8" - 22"	22 1/8" - 22 7/8"	23 1/2" - 23 7/8"	24" - 24 1/2"	24 5/8" - 25 1/2"	25 5/8" - 26"	26 3/8" - 26 3/4"
CM	53-54	55-56	57-58	59-60	61-62	63-64	65-66	67-68

## YOUTH HELMET SIZING

SIZE	S	M	L
INCHES	18.5-18.88"	19.25-19.75"	20-20.5"
CM	47-48	49-50	51-52



**CHOOSING THE CORRECT HELMET SIZE:** Helmet fit is critical to helmet protective performance. The correct helmet size can only be checked and confirmed by physically fitting the helmet to the user. Always try the helmet on in a store, before purchasing it, to be sure you are purchasing the correct sized helmet for you.

**HELMET SIZING INFORMATION:** To achieve proper helmet fitment, begin by finding your head circumference size using the method described. Remember that the helmet size you choose should fit around the crown of your head comfortably with no pressure points. The cheekpads should fit firmly around your face. Once your chin strap is fastened, grab the chin bar of the helmet and move it side to side. Your cheeks should move with the helmet, which should not slide across your face. Different thickness cheekpads can be purchased to obtain the best fit. Ask your dealer or visit: [www.thormx.com](http://www.thormx.com) for more information.

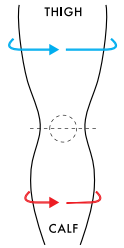
**WARNING** IMPROPERLY FITTING PRODUCTS COULD CONTRIBUTE TO SERIOUS INJURY OR DEATH.



## SENTINEL KNEE GUARD SIZING

How to measure Adult knee: Measure the circumference of calf and thigh approximately 8" or 20cm above and below the center of the knee.  
 How to measure Youth knee: Measure the circumference of calf and thigh approximately 6" or 15cm above and below the center of the knee.

SIZE	YOUTH S/M	YOUTH S/M (CM)	ADULT S/M	ADULT S/M (CM)	ADULT L/XL	ADULT L/XL (CM)	ADULT 2XL/3XL	ADULT 2XL/3XL (CM)
THIGH	10"-15"	25.5-38	16"-19"	40.5-48	19"-22"	48-55.5	22"-25"	55.5-63.5
CALF	8"-12"	20-30.5	13"-15"	33-38	15"-17"	38-43	17"-19"	43-48



## GUARDIAN MX, GUARDIAN ROOST DEFLECTOR SIZING

These measurements serve as a guide for fit. For best results, always try on product when possible.

SIZE	YOUTH 2XS/XS	YOUTH 2XS/XS (CM)	YOUTH S/M	YOUTH S/M (CM)	WOMEN'S	WOMEN'S (CM)	ADULT M/L	ADULT M/L (CM)	ADULT XL/2XL	ADULT XL/2XL (CM)
CHEST	20"-23.5"	50-60	23.5"-27.5"	60-70	33.5"-37.5"	85-95	33.5"-37.5"	85-95	37.5"-41.5"	95-105
CHEST HEIGHT	9"	22.5	10"	25	13"	33	12.5"	32	14"	35.5
BACK HEIGHT	12"	31	13"	33	15"	38	15"	38	17"	44

## MEN'S GLOVE SIZING

How to measure hand for fitment:

### A - WIDTH

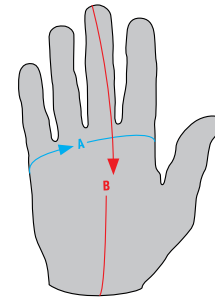
Measure across your palm at the widest point (generally just below the knuckles).

### B - LENGTH

Measure from the tip of your middle finger to the bottom of the palm.

SIZE	XS	XS (CM)	S	S (CM)	M	M (CM)	L	L (CM)	XL	XL (CM)
WIDTH	7.6"	19.4	7.9"	20.2	8.25"	21	8.5"	21.6	8.75"	22.2
LENGTH	7.7"	19.6	7.9"	20.2	8"	20.8	8.4"	21.4	8.6"	22

SIZE	2XL	2XL (CM)	3XL	3XL (CM)	4XL	4XL (CM)	5XL	5XL (CM)
WIDTH	9"	22.8	9.25"	23.4	9.5"	24	9.75"	24.4
LENGTH	8.9"	22.6	9.2"	23.2	9.3"	23.6	9.4"	24



Allow for +/- 3mm sewing allowance. These measurements serve as a guide for fit. For best results, always try on product when possible.

## BOOT SIZE CONVERSION CHARTS

MEN'S US SIZE	7	8	9	10	11	12	13	14	15
MEN'S UK SIZE	5	6	7	8	9	10	11	12	13
MEN'S EU SIZE	40.5	42	43	44.5	45.5	47	48	49.5	51

WOMEN'S US SIZE	5	6	7	8	9	10
WOMEN'S UK SIZE	2.5	3.5	4.5	5.5	6.5	7.5
WOMEN'S EU SIZE	35	36	37.5	38.5	40	42

YOUTH US SIZE	1	2	3	4	5	6	7
YOUTH UK SIZE	13	1	2	3	4	5	6
YOUTH EU SIZE	32	33	34	36	37	38	39

MINI US SIZE	10	11	12	13
MINI UK SIZE	9	10	11	12
MINI EU SIZE	28	29	30	31

\*Size charts are for reference only. To ensure proper fit always try on product when possible.

# MTB-24

Not all joyful dirt riding requires the snap of a throttle and the roar of a combustion engine. Whether race-minded or relaxed solo cruises, bicycles and e-bikes provide an essential outlet for our motocross community to get their two-wheeled-fix. Designed with purpose for pedal-oriented performance, THOR's collection of bike products is optimized for undeniable functionality during long days at the track or trails.

**THOR**<sup>®</sup>

**BUILT FOR THIS.**





# ASSIST LONG SLEEVE JERSEY

Sizes: XS-2XL.

## Features:

- Durable polyester main fabric
- Performance fit
- Hybrid set-in sleeve
- Moisture wicking materials
- Long sleeve design



**STING RED/BLACK**

SIZE	XS	S	M	L	XL	2XL
5020-	0031	0032	0033	0034	0035	0036



**STING GRAY/BLACK**

SIZE	XS	S	M	L	XL	2XL
5020-	0037	0038	0039	0040	0041	0042



**BLACK/GRAY**

SIZE	XS	S	M	L	XL	2XL
5120-	0050	0051	0052	0053	0054	0055



**BANGER BLACK/CHARCOAL**

SIZE	XS	S	M	L	XL	2XL
5120-	0186	0187	0188	0189	0190	0191

# ASSIST SHORT SLEEVE JERSEY

Sizes: XS-2XL.

## Features:

- Durable polyester main fabric
- Performance fit
- Hybrid set-in sleeve
- Moisture wicking materials



**CALIBER TEAL**

SIZE	XS	S	M	L	XL	2XL
5020-	0013	0014	0015	0016	0017	0018



**CALIBER BLACK**

SIZE	XS	S	M	L	XL	2XL
5120-	0256	0257	0258	0259	0260	0261



**CAMO CAMO/GREEN**

SIZE	XS	S	M	L	XL	2XL
5020-	0019	0020	0021	0022	0023	0024



**CAMO CAMO/DARK GRAY**

SIZE	XS	S	M	L	XL	2XL
5020-	0025	0026	0027	0028	0029	0030



**HAZARD BRICK/HEATHER**

SIZE	XS	S	M	L	XL	2XL
5020-	0001	0002	0003	0004	0005	0006



**HAZARD CHARCOAL/HEATHER**

SIZE	XS	S	M	L	XL	2XL
5020-	0007	0008	0009	0010	0011	0012



**SHIVER BLACK/GRAY**

SIZE	XS	S	M	L	XL	2XL
5120-	0168	0169	0170	0171	0172	0173



**SHIVER TEAL/MIDNIGHT**

SIZE	XS	S	M	L	XL	2XL
5120-	0162	0163	0164	0165	0166	0167



**REACT MIDNIGHT/TEAL**

SIZE	XS	S	M	L	XL	2XL
5120-	0180	0181	0182	0183	0184	0185



**REACT GRAY/PURPLE**

SIZE	XS	S	M	L	XL	2XL
5120-	0174	0175	0176	0177	0178	0179





# ASSIST PANT

Sizes: 28-40.

## Features:

- Motocross inspired design and construction for MTB and e-MTB performance
- Constructed with nylon In-Motion fabric
- Rear yoke stretch panel allows additional mobility for active riding position
- Two zippered pockets for on-the-trail storage
- Ratchet style waist closure
- Side cinch system allows for precision waist adjustment
- Interior waistband silicone print for secure placement
- Laser cut holes for ventilation
- Strategically placed vented mesh panels
- Liner Short sold separately



### STING GRAY/BLACK

SIZE	28	30	32	34	36	38	40
5010-	0028	0029	0030	0031	0032	0033	0034

# ASSIST SHORT

Sizes: 28-40.

## Features:

- Motocross inspired design and construction for MTB and eMTB performance
- Constructed with premium In-Motion fabric
- Rear yoke stretch panel allows additional mobility for active riding position
- Two zippered pockets for on-the-trail storage
- Snap closure with hook and loop fly ensures a secure fit
- Side cinch system allows for precision waist adjustment
- Interior waistband silicone print for secure placement
- Liner short sold separately



### TEAL

SIZE	28	30	32	34	36	38	40
5001-	0113	0114	0115	0116	0117	0118	0119

### BLACK

SIZE	28	30	32	34	36	38	40
5001-	0032	0033	0034	0035	0036	0037	0038

**INTENSE** **THOR**<sup>®</sup>

OFFICIAL LICENSED PRODUCT

The culture of racing can draw enthusiasts together like nothing else. It is this visceral connection that made our collaboration with Intense Cycles a reality that just feels natural. For the weekend warrior to the world-traveling racer, these kits have got you covered with a style that is in lock-step with the Intense DNA.

# INTENSE ASSIST LONG SLEEVE JERSEY

Sizes: XS-2XL.

**Features:**

- Durable polyester main fabric
- Performance fit
- Hybrid set-in sleeve
- Moisture wicking materials



**TEAM BLACK/CHARCOAL**

SIZE	XS	S	M	L	XL	2XL
5120-	0062	0063	0064	0065	0066	0067



**BERM BLACK CAMO**

SIZE	XS	S	M	L	XL	2XL
5020-	0222	0223	0224	0225	0226	0227



**BERM RED/BLACK**

SIZE	XS	S	M	L	XL	2XL
5020-	0228	0229	0230	0231	0232	0233

# INTENSE ASSIST SHORT SLEEVE JERSEY

Sizes: XS-2XL.

## Features:

- Durable polyester main fabric
- Performance fit
- Hybrid set-in sleeve
- Moisture wicking materials



**DECOY WHITE/CAMO**

SIZE	XS	S	M	L	XL	2XL
5020-	0198	0199	0200	0201	0202	0203



**DECOY BLACK/CAMO**

SIZE	XS	S	M	L	XL	2XL
5020-	0192	0193	0194	0195	0196	0197



**CENSIS TEAL/MIDNIGHT**

SIZE	XS	S	M	L	XL	2XL
5020-	0216	0217	0218	0219	0220	0221



**CENSIS FOREST/GREEN**

SIZE	XS	S	M	L	XL	2XL
5020-	0210	0211	0212	0213	0214	0215



**CENSIS RED/BLACK**

SIZE	XS	S	M	L	XL	2XL
5020-	0204	0205	0206	0207	0208	0209

# INTENSE ASSIST SHORT SLEEVE JERSEY

Sizes: XS-2XL.

## Features:

- Durable polyester main fabric
- Performance fit
- Hybrid set-in sleeve
- Moisture wicking materials



**DART BLACK/RED**

SIZE	XS	S	M	L	XL	2XL
5120-	0150	0151	0152	0153	0154	0155



**DART GRAY/BLACK**

SIZE	XS	S	M	L	XL	2XL
5120-	0156	0157	0158	0159	0160	0161



**CHEX BLACK/GRAY**

SIZE	XS	S	M	L	XL	2XL
5120-	0144	0145	0146	0147	0148	0149



**CHEX RED/BLACK**

SIZE	XS	S	M	L	XL	2XL
5120-	0138	0139	0140	0141	0142	0143

## INTENSE BERM PANT

Sizes: 28-40.

### Features:

- Motocross inspired design and construction for MTB and e-MTB performance
- Constructed with nylon In-Motion fabric
- Rear yoke stretch panel allows additional mobility for active riding position
- Two zippered pockets for on-the -trail storage
- Ratchet style waist closure
- Side cinch system allows for precision waist adjustment
- Interior waistband silicone print for secure placement
- Laser cut holes for ventilation
- Strategically placed vented mesh panels
- Liner Short sold separately



### BERM BLACK/CAMO

SIZE	28	30	32	34	36	38	40
5010-	0107	0108	0109	0110	0111	0112	0013

## INTENSE ASSIST PANT

Sizes: 28-40.

### Features:

- Motocross inspired design and construction for MTB and e-MTB performance
- Constructed with nylon In-Motion fabric
- Rear yoke stretch panel allows additional mobility for active riding position
- Two zippered pockets for on-the -trail storage
- Ratchet style waist closure
- Side cinch system allows for precision waist adjustment
- Interior waistband silicone print for secure placement
- Laser cut holes for ventilation
- Strategically placed vented mesh panels
- Liner Short sold separately



### BLACK/GRAY

SIZE	28	30	32	34	36	38	40
5010-	0007	0008	0009	0010	0011	0012	0013

# INTENSE ASSIST SHORT

Sizes: 28-40.

## Features:

- Motocross inspired design and construction for MTB and eMTB performance
- Constructed with nylon In-Motion fabric
- Rear yoke stretch panel allows additional mobility for active riding position
- Two zippered pockets for on-the-trail storage
- Snap closure with hook and loop fly ensures a secure fit
- Side cinch system allows for precision waist adjustment
- Interior waistband silicone print for secure placement
- Liner short sold separately



### FOREST GREEN

SIZE	28	30	32	34	36	38	40
5001-	0288	0289	0290	0291	0292	0293	0294



### GRAY

SIZE	28	30	32	34	36	38	40
5001-	0106	0107	0108	0109	0110	0111	0112



### BLACK

SIZE	28	30	32	34	36	38	40
5001-	0039	0040	0041	0042	0043	0044	0045



### TEAL

SIZE	28	30	32	34	36	38	40
5001-	0295	0296	0297	0298	0299	0300	0301

## ASSIST GLOVES

Sizes: XS-2XL

### Features:

- Silicone treated fingertips for improved lever control
- Hook and loop wrist closure
- Perforated single layer palm
- Minimalist chassis design
- Wrapped inner-thumb for durability
- Athlete inspired fit and function





**INTENSE CHEX BLACK/GRAY**

SIZE	XS	S	M	L	XL	2XL
3360-	0044	0045	0046	0047	0048	0049



**INTENSE DECOY BLACK/CAMO**

SIZE	XS	S	M	L	XL	2XL
3360-	0217	0218	0219	0220	0221	0222



**INTENSE DECOY WHITE/CAMO**

SIZE	XS	S	M	L	XL	2XL
3360-	0223	0224	0225	0226	0227	0228



**INTENSE DART BLACK/RED**

SIZE	XS	S	M	L	XL	2XL
3360-	0050	0051	0052	0053	0054	0055



**INTENSE CENSIS FOREST GREEN**

SIZE	XS	S	M	L	XL	2XL
3360-	0229	0230	0231	0232	0233	0234



**INTENSE CENSIS TEAL/MIDNIGHT**

SIZE	XS	S	M	L	XL	2XL
3360-	0235	0236	0237	0238	0239	0240



**REACT GRAY/PURPLE**

SIZE	XS	S	M	L	XL	2XL
3360-	0062	0063	0064	0065	0066	0067



**REACT BLACK/GRAY**

SIZE	XS	S	M	L	XL	2XL
3360-	0056	0057	0058	0059	0060	0061



**REACT MIDNIGHT/TEAL**

SIZE	XS	S	M	L	XL	2XL
3360-	0068	0069	0070	0071	0072	0073

## MEN'S JERSEY SIZING

How to measure chest: Measure around fullest part of chest under arms for total chest circumference.

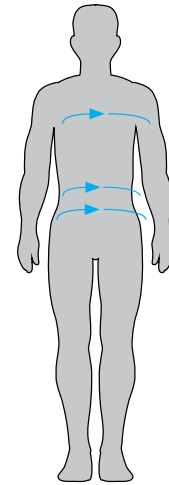
SIZE	S	M	L	XL	2XL	3XL
CHEST (IN)	32"-34"	35"-37"	38"-40"	41"-43"	44"-46"	47"-50"
CHEST (CM)	81-86.5	90-94	96.5-101.5	104-109	112-117	119-127

## MEN'S PANT SIZING

How to measure waist: Place tape measure around stomach 2" below top of hip bone and measure total circumference.

How to measure hip: Measure around hip about 8"/20cm below top of hip bone with feet together.

SIZE	28	30	32	34	36	38	40
WAIST (IN)	30"	32"	34"	36"	38"	40"	42"
HIP (IN)	34"-35"	36"-37"	38"-39"	40"-41"	42"-43"	44"-45"	46"-47"
HIP (CM)	86-89	91-94	97-99	102-104	107-109	112-114	117-119



## MEN'S GLOVE SIZING

How to measure hand for fitment:

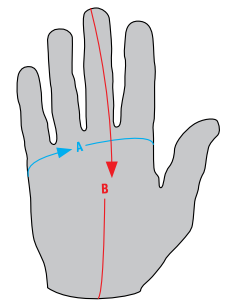
### A - WIDTH

Measure across your palm at the widest point (generally just below the knuckles).

### B - LENGTH

Measure from the tip of your middle finger to the bottom of the palm.

SIZE	XS	XS (CM)	S	S (CM)	M	M (CM)	L	L (CM)	XL	XL (CM)	2XL	2XL (CM)
WIDTH	7.6"	19.4	7.9"	20.2	8.25"	21	8.5"	21.6	8.75"	22.2	9"	22.8
LENGTH	7.7"	19.6	7.9"	20.2	8"	20.8	8.4"	21.4	8.6"	22	8.9"	22.6



Allow for +/- 3mm sewing allowance. These measurements serve as a guide for fit. For best results, always try on product when possible.



**WARNING** IMPROPERLY FITTING PRODUCTS COULD CONTRIBUTE TO SERIOUS INJURY OR DEATH.

\*Size charts are for reference only. To ensure proper fit always try on product when possible.



**THOR**

THORMX.COM



**PARTS  
EUROPE**

THOR is a registered trademark. All rights reserved. Copyright © 2023 LeMans Corporation. Prices and specifications subject to change without notice. Reproduction of this catalog without written permission is prohibited.



9901-3365

